

Exceedance Example #1 – December 3, 2024 (low wind, high PM)

Daily Summary Report

Site: CU_Credit Union

12/03/2024

Hour	NOX PPB	PM10_CONTIN UG/M3	PM25_CONTIN UG/M3	Time	Wind Speed
00:00	19.8	28.2	.8	12:52 AM	6 mph
01:00	22.6	422.1 h	30.7	1:52 AM	3 mph
02:00	25.6	404.2 h	23.3	2:52 AM	7 mph
03:00	16.6	130.7	10.1	3:52 AM	0 mph
04:00	18.4	39.3	17.4	4:52 AM	0 mph
05:00	43.2	576.9 h	31.5	5:52 AM	0 mph
06:00	33.8	114.7	9.5	6:52 AM	0 mph
07:00	89.6 h	H	51.0 h	6:52 AM	0 mph
08:00	95.3 h	494.8 h	34.8	7:52 AM	3 mph
09:00	74.7	171.6	20.6	8:52 AM	6 mph
10:00	105.6 h	472.8 h	47.3 h	9:52 AM	3 mph
11:00	13.7	161.6	11.0	10:52 AM	3 mph
12:00	5.2	150.0	7.6	11:52 AM	0 mph
13:00	3.9	307.0 h	16.9	12:52 PM	12 mph
14:00	5.2	98.3	6.8	1:52 PM	25 mph
15:00	5.2	81.8	5.1	2:52 PM	21 mph
16:00	11.8	29.4	3.4	3:52 PM	14 mph
17:00	21.4	124.5	11.5	4:52 PM	14 mph
18:00	6.4	108.9	10.1	5:52 PM	15 mph
19:00	3.1	39.9	6.6	6:52 PM	15 mph
20:00	4.4	14.2	5.1	7:52 PM	12 mph
21:00	6.1	7.6	5.4	8:52 PM	13 mph
22:00	4.8	10.0	2.7	9:52 PM	10 mph
23:00	4.2	8.5	2.0	10:52 PM	7 mph
Avg	26.6	173.7	15.4	11:52 PM	7 mph
Max	105.6	576.9	51.0		
Hr. of Max	10	05	07		
Min	3.1	7.6	.8		
Count	24	23	24		
Total					

Exceedance Example #2 – November 22, 2024 (low wind, high PM)

Daily Summary Report

Site: CU_Credit Union

11/22/2024

	NOX	PM10_CONTIN	PM25_CONTIN	Time	Wind Speed
Hour	PPB	UG/M3	UG/M3		
00:00	19.7	10.9	5.2	12:52 AM	3 mph
01:00	17.8	12.6	4.4	1:52 AM	0 mph
02:00	17.0	14.1	8.6	2:52 AM	0 mph
03:00	18.4	198.4	8.1	3:52 AM	0 mph
04:00	15.5	405.7 h	18.1	4:52 AM	0 mph
05:00	21.2	227.2 h	13.2	5:52 AM	0 mph
06:00	48.1	386.0 h	23.8	6:52 AM	0 mph
07:00	85.6 h	379.3 h	26.6	6:52 AM	0 mph
08:00	72.9	783.3 h	39.7	7:52 AM	0 mph
09:00	<	160.3	13.2	8:52 AM	12 mph
10:00	<	73.8	9.6	9:52 AM	13 mph
11:00	<	35.7	8.3	10:52 AM	9 mph
12:00	14.3	102.0	7.3	11:52 AM	15 mph
13:00	12.0	117.1	4.7	12:52 PM	14 mph
14:00	9.7	177.5	14.6	1:52 PM	8 mph
15:00	10.3	135.3	10.5	2:52 PM	6 mph
16:00	23.7	129.6	10.1	3:52 PM	3 mph
17:00	31.4	139.9	8.6	4:52 PM	8 mph
18:00	34.1	55.4	6.9	5:52 PM	3 mph
19:00	27.9	30.5	4.4	6:52 PM	3 mph
20:00	19.2	44.4	4.9	7:52 PM	6 mph
21:00	24.9	38.9	6.1	8:52 PM	7 mph
22:00	19.0	112.0	6.9	9:52 PM	7 mph
23:00	2.1	208.4 h	12.5	10:52 PM	7 mph
Avg	25.9	165.7	11.5	11:52 PM	8 mph
Max	85.6	783.3	39.7		
Hr. of Max	07	08	08		
Min	2.1	10.9	4.4		
Count	21	24	24		
Total					

Exceedance Example #3 – March 29, 2024 (high wind, high PM)

Daily Summary Report

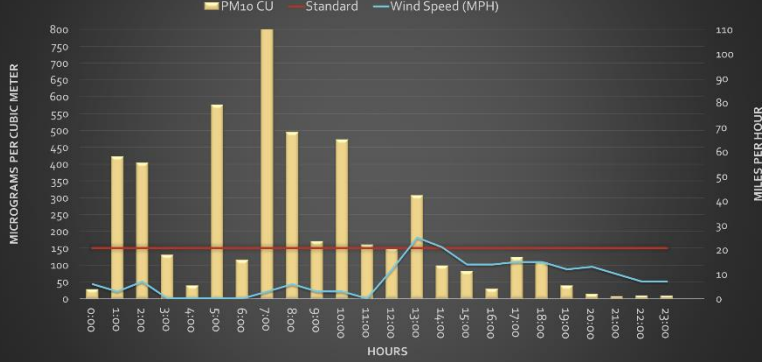
Site: CU_Credit Union

03/29/2024

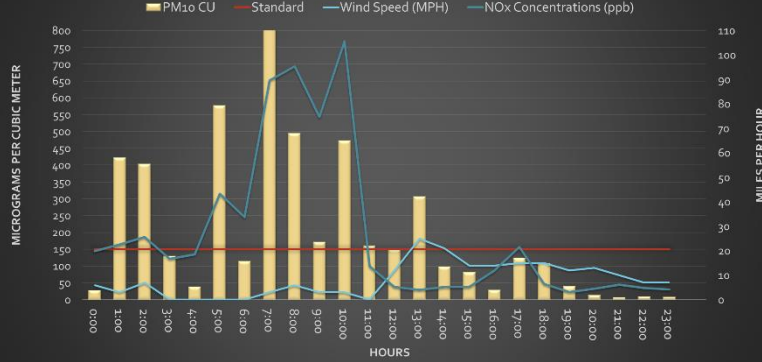
Hour	NOX PPB	PM10_CONTIN UG/M3	PM25_CONTIN UG/M3	Time	Wind Speed
00:00	3.5	244.2 h	14.0	11:52 PM	5 mph
01:00	7.6	50.4	8.8	12:52 AM	14 mph
02:00	3.2	11.9	4.2	1:52 AM	20 mph
03:00	3.4	81.4	5.2	2:52 AM	17 mph
04:00	5.2	36.3	6.2	3:52 AM	18 mph
05:00	7.6	107.6	6.1	4:52 AM	21 mph
06:00	15.7	92.8	5.7	5:52 AM	22 mph
07:00	10.6	55.9	3.7	6:52 AM	23 mph
08:00	30.2	172.7	4.9	7:52 AM	32 mph
09:00	11.9	424.0 h	13.2	8:52 AM	30 mph
10:00	37.0	185.6	8.3	9:52 AM	25 mph
11:00	29.9	239.6 h	6.1	10:52 AM	20 mph
12:00	12.3	425.0 h	13.2	11:52 AM	21 mph
13:00	13.3	383.1 h	10.8	12:52 PM	22 mph
14:00	6.9	251.6 h	6.6	1:52 PM	23 mph
15:00	8.7	264.3 h	11.5	2:52 PM	18 mph
16:00	10.9	226.2 h	10.3	3:52 PM	16 mph
17:00	6.0	290.1 h	15.2	4:52 PM	13 mph
18:00	6.8	46.7	4.7	5:52 PM	9 mph
19:00	8.9	36.2	2.5	6:52 PM	12 mph
20:00	5.3	167.4	4.9	7:52 PM	10 mph
21:00	2.6	287.0 h	10.5	8:52 PM	5 mph
22:00	4.0	136.9	9.3	9:52 PM	13 mph
23:00	.3	29.7	6.6	10:33 PM	7 mph
Avg	10.4	176.9	8.0	10:42 PM	7 mph
Max	37.0	425.0	15.2	10:49 PM	8 mph
Hr. of Max	10	12	17	10:52 PM	8 mph
Min	.3	11.9	2.5		
Count	24	24	24		
Total					

PM10 Exceedance Examples 1, 2 and 3

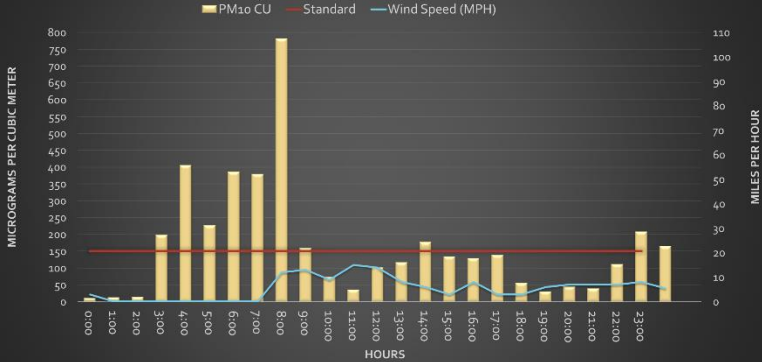
Credit Union Site Hourly PM10 Levels for 12/3/2024



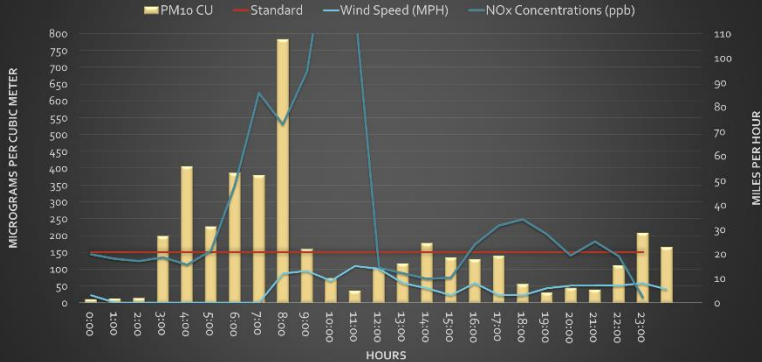
Credit Union Site Hourly PM10 & NOx Levels for 12/3/2024



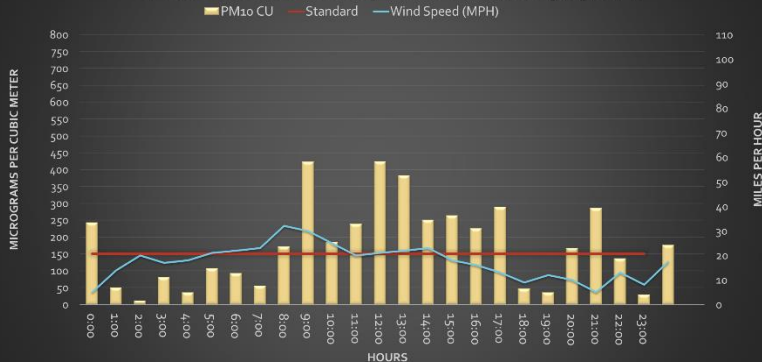
Credit Union Site Hourly PM10 Levels for 11/22/2024



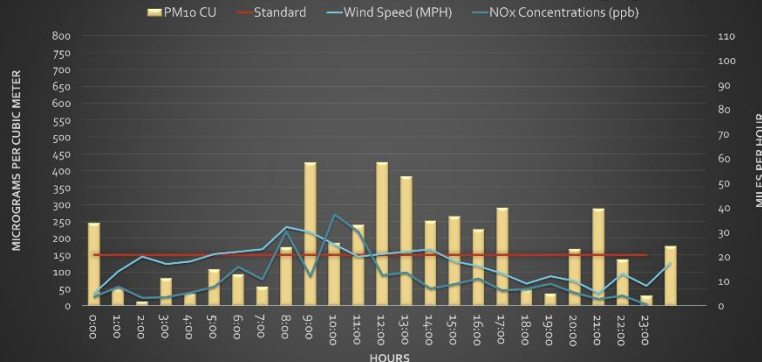
Credit Union Site Hourly PM10 & NOx Levels for 11/22/2024



Credit Union Site Hourly PM10 Levels for 3/29/2024

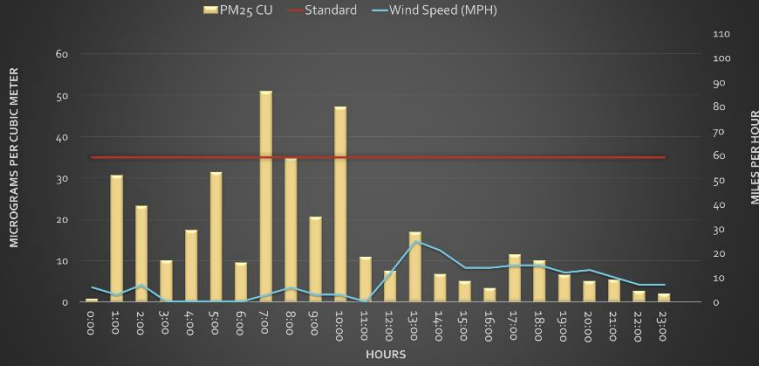


Credit Union Site Hourly PM10 & NOx Levels for 3/29/2024



PM2.5 – NOx Concentrations Comparison for 12/3/2024 PM10 Exceedance

Credit Union Site Hourly PM25 Levels for 12/3/2024



Credit Union Site Hourly PM25 & NOx Levels for 12/3/2024

