

BID AWARD SUMMARY

LETTING DATE: DECEMBER 27, 2022

PROJECT: South Truck Route DBDP Element 16 Culvert Crossing – Watts Lane
Project No. 21-2668 / CIP No. 51331

RECOMMENDATION: Award Total Bid in the amount of \$703,939.16 to RCS Construction, Inc. at the June 20, 2023 Council Meeting.

BIDDERS' SUMMARY

<u>CONTRACTORS</u>	<u>TOTAL BID</u>
RCS Construction, Inc.	\$703,939.16
Mainline Contracting, Inc.	\$772,833.35
Precision Grading, LLC	\$873,004.00


City staff recommends awarding this project to RCS Construction, Inc. for the total bid amount of \$703,939.16 based on unit pricing with the following appropriation:

FUNDING SOURCE	TOTAL	Drainage
ADVERTISING AUTHORITY	\$635,000.00	\$635,000.00
ENGINEER'S ESTIMATE	\$740,246.50	

APPROPRIATION DATA:

FUNDING SOURCE	TOTAL	Drainage
COST CENTER		8911
LINE ITEM		4371
FUNDING CENTER		505
BID AMOUNT	\$703,939.19	

PROJECT MANAGER: _____


Mary Bosworth, PE
City of Rapid City

DATE: _____

6-15-23

PROJECT NAME: SOUTH TRUCK ROUTE DBDP - ELEMENT 16 CULVERT CROSSING

PROJECT NUMBER: 21-2668 / CIP NO. 51331

LET DATE: JUNE 13, 2023

LOW BID AMOUNT: \$703,939.16


ITEM NO.	STD. BID ITEM	DESCRIPTION OF ITEM	UNIT	QTY (EST)	ENGINEER'S ESTIMATE		RCS CONSTRUCTION, INC.		MAINLINE CONTRACTING, INC.		PRECISION GRADING, LLC.	
					UNIT COST	TOTAL COST	UNIT COST	TOTAL COST	UNIT COST	TOTAL COST	UNIT COST	TOTAL COST
1		MOBILIZATION	LS	1.0	\$75 000.00	\$75 000.00	\$59 722.95	\$59 722.95	\$55 000.00	\$55 000.00	\$142 000.00	\$142 000.00
2		INCIDENTAL WORK	LS	1.0	\$15 000.00	\$15 000.00	\$50 450.23	\$50 450.23	\$55 000.00	\$55 000.00	\$16 000.00	\$16 000.00
3		REESTABLISH PROPERTY CORNERS	EA	0.0	\$0.00	\$0.00	\$0.00	\$0.00	\$0.00	\$0.00	\$0.00	\$0.00
4		CONSTRUCTION STAKING	LS	0.0	\$0.00	\$0.00	\$0.00	\$0.00	\$0.00	\$0.00	\$0.00	\$0.00
5		CLEARING & GRUBBING	LS	1.0	\$2,000.00	\$2,000.00	\$2 819.78	\$2 819.78	\$3,340.00	\$3 340.00	\$2 000.00	\$2,000.00
6		REMOVE AC PAVEMENT	SY	27.9	\$25.00	\$697.50	\$32.79	\$914.84	\$20.00	\$558.00	\$71.68	\$1 999.87
7		REMOVE CONCRETE CURB & GUTTER	LF	10.0	\$50.00	\$500.00	\$68.34	\$683.40	\$25.00	\$250.00	\$100.00	\$1,000.00
8		REMOVE FENCE	LF	233.0	\$2.50	\$582.50	\$4.19	\$976.27	\$3.30	\$768.90	\$7.73	\$1 801.09
9		AASHTO T-180 SOIL TEST	EA	2.0	\$300.00	\$600.00	\$278.68	\$557.36	\$285.00	\$570.00	\$500.00	\$1 000.00
10		CONCRETE TEST SET	EA	4.0	\$250.00	\$1 000.00	\$278.68	\$1 114.72	\$215.00	\$860.00	\$500.00	\$2 000.00
11		EXCAVATION, UNCLASSIFIED	CY	174.0	\$25.00	\$4 350.00	\$16.62	\$2 891.88	\$65.00	\$11 310.00	\$28.74	\$5 000.76
12		UNDERCUTTING	CY	235.0	\$35.00	\$8 225.00	\$22.14	\$5 202.90	\$22.50	\$5 287.50	\$17.02	\$3 999.70
13		CONTROLLED LOW STRENGTH BACKFILL MATERIAL	CY	20.0	\$350.00	\$7 000.00	\$228.39	\$4 567.80	\$200.00	\$4 000.00	\$350.00	\$7 000.00
14		BORROW, IMPORTED	CY	639.0	\$45.00	\$28 755.00	\$41.99	\$26 831.61	\$35.00	\$22 365.00	\$34.43	\$22 000.77
15		TOPSOIL, FURNISH AND PLACE	CY	135.0	\$65.00	\$8 775.00	\$55.74	\$7 524.90	\$50.00	\$6 750.00	\$59.26	\$8 000.10
16		SEEDING & FERTILIZING	SY	1260.3	\$7.00	\$8 822.10	\$0.63	\$793.99	\$0.60	\$756.18	\$3.17	\$3 995.15
17		MULCHING	SY	455.8	\$8.00	\$3 646.40	\$1.81	\$825.00	\$0.25	\$113.95	\$4.39	\$2 000.96
18		16" STEEL PIPE CASING	LF	42.0	\$330.00	\$13,860.00	\$180.89	\$7 597.38	\$375.00	\$15 750.00	\$833.33	\$34 999.86
19		SEWER AND WATER MAIN INSULATION	SF	366.0	\$7.00	\$2 562.00	\$6.61	\$2 419.26	\$8.50	\$3 111.00	\$10.93	\$4,000.38
20		TYPE I BEDDING MATERIAL	T	25.0	\$50.00	\$1,250.00	\$45.30	\$1 132.50	\$35.00	\$875.00	\$40.00	\$1 000.00
21		TYPE III FOUNDATION MATERIAL	T	50.0	\$60.00	\$3 000.00	\$59.90	\$2 995.00	\$30.00	\$1 500.00	\$60.00	\$3 000.00
22		8" PVC SEWER MAIN (10'-12')	LF	145.0	\$200.00	\$29 000.00	\$191.57	\$27 777.65	\$115.00	\$16 675.00	\$96.55	\$13 999.75
23		STANDARD MANHOLE 48"	EA	1.0	\$7 000.00	\$7 000.00	\$7 917.26	\$7 917.26	\$12 000.00	\$12 000.00	\$7 000.00	\$7 000.00
24		EXTRA MANHOLE DEPTH 48"	VF	4.3	\$800.00	\$3 440.00	\$393.11	\$1 690.37	\$500.00	\$2 150.00	\$465.12	\$2 000.02
25		8" PVC SEWER CAP	EA	1.0	\$300.00	\$300.00	\$314.10	\$314.10	\$1 275.00	\$1 275.00	\$100.00	\$100.00
26		CONNECT TO EXISTING SEWER MAIN	EA	1.0	\$1 200.00	\$1,200.00	\$1 152.86	\$1 152.86	\$2 165.00	\$2 165.00	\$1 000.00	\$1 000.00
27		6" PVC WATER MAIN C-900 DR 18	LF	6.0	\$200.00	\$1,200.00	\$195.33	\$1 171.98	\$235.00	\$1 410.00	\$166.67	\$1 000.02
28		8" PVC WATER MAIN C,900 DR 18 RJ	LF	146.0	\$130.00	\$18 980.00	\$239.03	\$34 898.38	\$165.00	\$24 090.00	\$150.68	\$21 999.28
29		8" 22.5 DEGREE BEND	EA	4.0	\$2 500.00	\$10 000.00	\$793.09	\$3,172.36	\$1 750.00	\$7 000.00	\$2 050.00	\$8 200.00
30		8" X 8" X 6" TEE	EA	1.0	\$2 700.00	\$2 700.00	\$1 079.45	\$1 079.45	\$2 600.00	\$2 600.00	\$2 600.00	\$2 600.00

31	8" GATE VALVE W/ BOX	EA	1.0	\$4,000.00	\$4,000.00	\$3,324.04	\$3,324.04	\$6,000.00	\$6,000.00	\$5,000.00	\$5,000.00
32	8" MJ Plug	EA	1.0	\$750.00	\$750.00	\$448.15	\$448.15	\$1,500.00	\$1,500.00	\$1,000.00	\$1,000.00
33	FIRE HYDRANT W/AUX VALVE, BOX & LEAD	EA	1.0	\$10,500.00	\$10,500.00	\$9,676.48	\$9,676.48	\$13,750.00	\$13,750.00	\$8,000.00	\$8,000.00
34	FIRE HYDRANT PROTECTION BOLLARDS	EA	4.0	\$1,100.00	\$4,400.00	\$1,093.80	\$4,375.20	\$1,000.00	\$4,000.00	\$1,500.00	\$6,000.00
35	CONNECT TO EXISTING WATER MAIN	EA	1.0	\$2,000.00	\$2,000.00	\$1,152.86	\$1,152.86	\$4,500.00	\$4,500.00	\$5,000.00	\$5,000.00
36	CORROSION PROTECTION TEST STATION	EA	1.0	\$620.00	\$620.00	\$554.52	\$554.52	\$1,000.00	\$1,000.00	\$1,800.00	\$1,800.00
37	TRACER WIRE ACCESS BOX - LARGE	EA	1.0	\$600.00	\$600.00	\$353.37	\$353.37	\$800.00	\$800.00	\$1,400.00	\$1,400.00
38	DRAINAGE FABRIC	SY	777.4	\$6.00	\$4,664.40	\$5.74	\$4,462.28	\$6.50	\$5,053.10	\$7.98	\$6,203.65
39	18" RCP, CLASS III	LF	68.0	\$140.00	\$9,520.00	\$185.35	\$12,603.80	\$115.00	\$7,820.00	\$102.94	\$6,999.92
40	BOX CULVERT UNDERCUT	CY	216.0	\$75.00	\$16,200.00	\$32.42	\$7,002.72	\$130.00	\$28,080.00	\$64.81	\$13,998.96
41	STRUCTURE EXCAVATION, BOX CULVERT	CY	77.1	\$60.00	\$4,626.00	\$22.14	\$1,706.99	\$80.00	\$6,168.00	\$38.91	\$2,999.96
42	CLASS A45 CONCRETE, BOX CULVERT	CY	12.9	\$1,600.00	\$20,640.00	\$1,997.92	\$25,773.17	\$2,645.00	\$34,120.50	\$3,333.33	\$42,999.96
43	REINFORCING STEEL	LB	1890.0	\$4.00	\$7,560.00	\$2.06	\$3,893.40	\$4.00	\$7,560.00	\$5.29	\$9,998.10
44	2 - 11' X 4' PRECAST CONCRETE BOX CULVERT	FT	86.0	\$2,300.00	\$197,800.00	\$2,100.75	\$180,664.50	\$2,130.00	\$183,180.00	\$2,430.23	\$208,999.78
45	2 - 11' X 4' PRECAST CONCRETE BOX CULVERT END SECTION	EA	1.0	\$22,500.00	\$22,500.00	\$18,317.70	\$18,317.70	\$25,000.00	\$25,000.00	\$30,000.00	\$30,000.00
46	SPECIAL TYPE "B" INLET	EA	1.0	\$5,000.00	\$5,000.00	\$4,514.36	\$4,514.36	\$7,200.00	\$7,200.00	\$4,000.00	\$4,000.00
47	TYPE "E" INLET 10'	EA	2.0	\$11,000.00	\$22,000.00	\$16,610.55	\$33,221.10	\$20,250.00	\$40,500.00	\$12,000.00	\$24,000.00
48	CLASS 3 RIPRAP	T	68.0	\$60.00	\$4,080.00	\$122.19	\$8,308.92	\$145.00	\$9,860.00	\$102.94	\$6,999.92
49	EROSION CONTROL BLANKET, TYPE 2	SY	904.6	\$6.00	\$5,427.60	\$1.81	\$1,637.33	\$1.70	\$1,537.82	\$6.63	\$5,997.50
50	BONDED FIBER MULCHING	LB	1500.0	\$3.20	\$4,800.00	\$3.01	\$4,515.00	\$2.90	\$4,350.00	\$6.00	\$9,000.00
51	ROCK CONSTRUCTION ENTRANCE	EA	1.0	\$2,000.00	\$2,000.00	\$1,519.14	\$1,519.14	\$1,500.00	\$1,500.00	\$3,000.00	\$3,000.00
52	SILT FENCE, MUCK	CY	5.0	\$50.00	\$250.00	\$34.84	\$174.20	\$33.00	\$165.00	\$20.00	\$100.00
53	SILT FENCE, HIGH FLOW	LF	227.0	\$5.00	\$1,135.00	\$6.97	\$1,582.19	\$6.60	\$1,498.20	\$8.81	\$1,999.87
54	SILT FENCE, REPAIR	LF	135.0	\$3.50	\$472.50	\$4.18	\$564.30	\$4.00	\$540.00	\$7.41	\$1,000.35
55	SEDIMENT CONTROL AT INLETS WITH FRAMES AND GRATES	EA	1.0	\$250.00	\$250.00	\$139.34	\$139.34	\$132.00	\$132.00	\$1,000.00	\$1,000.00
56	SEDIMENT CONTROL AT TYPE S REINFORCED CONCRETE DROP INLET	LF	24.0	\$25.00	\$600.00	\$27.87	\$668.88	\$26.50	\$636.00	\$41.67	\$1,000.08
57	9" WATTLES	LF	160.0	\$8.00	\$1,280.00	\$5.57	\$891.20	\$5.30	\$848.00	\$6.25	\$1,000.00
58	AGGREGATE BASE COURSE, 1"	T	408.0	\$50.00	\$20,400.00	\$42.37	\$17,286.96	\$50.00	\$20,400.00	\$39.22	\$16,001.76
59	AC, CLASS G, TYPE 1 PG64-28	T	167.0	\$160.00	\$26,720.00	\$245.24	\$40,955.08	\$211.00	\$35,237.00	\$221.56	\$37,000.52
60	CONCRETE CURB & GUTTER, TYPE B66	LF	247.0	\$60.00	\$14,820.00	\$34.57	\$8,538.79	\$65.00	\$16,055.00	\$58.00	\$14,326.00
61	CONCRETE SIDEWALK, 4" NONREINFORCED	SF	1429.0	\$15.00	\$21,435.00	\$10.90	\$15,576.10	\$15.00	\$21,435.00	\$22.00	\$31,438.00
62	CONCRETE SIDEWALK, 6" REINFORCED	SF	180.0	\$20.00	\$3,600.00	\$14.83	\$2,669.40	\$20.00	\$3,600.00	\$28.00	\$5,040.00
63	CONCRETE TYPE C RETAINING WALL (0-4')	LF	5.1	\$300.00	\$1,530.00	\$1,014.22	\$5,172.52	\$750.00	\$3,825.00	\$1,960.78	\$9,999.98
64	2 - POST BRACE PANEL	EA	2.0	\$160.00	\$320.00	\$627.03	\$1,254.06	\$230.00	\$460.00	\$500.00	\$1,000.00
65	3 - POST BRACE PANEL	EA	5.0	\$175.00	\$875.00	\$1,776.59	\$8,882.95	\$300.00	\$1,500.00	\$600.00	\$3,000.00
66	TYPE 3S ROW FENCE	LF	274.0	\$4.25	\$1,164.50	\$6.97	\$1,909.78	\$5.30	\$1,452.20	\$7.30	\$2,000.20
67	TRAFFIC CONTROL SIGNS	SF	30.5	\$12.00	\$366.00	\$6.97	\$212.59	\$10.00	\$305.00	\$65.57	\$1,999.89

68		TYPE 3 BARRICADE	EA	2.0	\$60.00	\$120.00	\$243.85	\$487.70	\$650.00	\$1,300.00	\$500.00	\$1,000.00
69		TRAFFIC CONTROL, MISCELLANEOUS	LS	1.0	\$2,000.00	\$2,000.00	\$1,393.40	\$1,393.40	\$650.00	\$650.00	\$8,000.00	\$8,000.00
70		COMMON UTILITY TRENCH	LF	165.0	\$200.00	\$33,000.00	\$41.66	\$6,873.90	\$50.00	\$8,250.00	\$60.61	\$10,000.65
71		VIDEO INSPECTION, SANITARY SEWER	LF	145.0	\$3.00	\$435.00	\$6.97	\$1,010.65	\$15.00	\$2,175.00	\$6.90	\$1,000.50
72		VIDEO INSPECTION, STORM SEWER	LF	68.0	\$5.00	\$340.00	\$6.97	\$473.96	\$20.00	\$1,360.00	\$14.71	\$1,000.28
TOTAL						\$740,246.50		\$703,939.16		\$772,833.35		\$873,003.54


CITY OF RAPID CITY

I certify that, to the best of my knowledge, this is a true tabulation of bids received for this project.


6-15-23
 Mary Besworth, PE Date
 Project Manager

CONSULTANT

I certify that, to the best of my knowledge, this is a true tabulation of bids received for this project.


6/15/23
 Richard Sudmeier, PE Date
 FMG Engineering, Inc.