

BID AWARD SUMMARY

LETTING DATE: July 26, 2016

PROJECT: Southside Drive Sanitary Sewer Extension
Project No. 14-2095 / CIP No. 50328

RECOMMENDATION: Award Total Base Bid plus Alternate 1B in the amount of \$2,095,099.40 to Highmark, Inc. at the August 1, 2016 Council Meeting.

BIDDERS' SUMMARY

CONTRACTORS	BASE BID	ALTERNATE 1A	ALTERNATE 1B	ALTERNATE 2
Highmark, Inc.	\$1,017,983.25	\$1,100,202.40	\$1,077,116.15	\$1,045,882.00
R.C.S. Construction, Inc.	\$1,173,260.90	\$979,558.46	\$976,544.18	\$1,067,988.87
Heavy Constructors	\$1,341,852.62	\$940,039.69	\$884,397.48	\$915,044.70
Mainline Contracting, Inc.	\$1,480,900.68	\$1,076,736.90	\$1,045,581.00	\$1,085,065.90


City staff recommends awarding this project to Highmark, Inc. for the total base bid plus alternate 1B in the amount of \$2,095,099.40 based on unit pricing with the following appropriation:

FUNDING SOURCE	TOTAL	Utility Support Fund	AWARD
ADVERTISING AUTHORITY	\$2,500,000.00	\$2,500,000.00	
ENGINEER'S ESTIMATE	\$1,060,000.00		\$1,017,983.25
ENGINEER'S ESTIMATE ALTERNATE 1A	\$1,110,000.00		
ENGINEER'S ESTIMATE ALTERNATE 1B	\$1,110,000.00		\$1,077,116.15
ENGINEER'S ESTIMATE ALTERNATE 2	\$1,070,000.00		
TOTAL AWARD			\$2,095,099.40

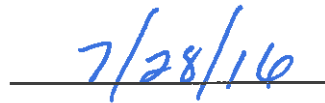
APPROPRIATION DATA:

FUNDING SOURCE	TOTAL	Utility Support Fund
COST CENTER		831
LINE ITEM		4680
FUNDING CENTER		604
BID AMOUNT	\$2,095,099.40	\$2,095,099.40

PROJECT MANAGER:


Michelle Lashley, PE
City of Rapid City

DATE:



PROJECT NAME: Southside Drive Sanitary Sewer Extension

PROJECT NUMBER: PROJECT NO. 14-2095 / CIP NO. 50328

LET DATE: July 26, 2016

LOW BID AMOUNT FOR BASE BID
PLUS ALTERNATE 1B: \$2,095,099.40

ITEM NO.	DESCRIPTION OF ITEM	UNIT	QTY (EST)	ENGINEER'S ESTIMATE		HIGHMARK, INC.		R.C.S. CONSTRUCTION, INC		HEAVY CONSTRUCTORS		MAINLINE CONTRACTING, INC.	
				UNIT COST	TOTAL COST	UNIT COST	TOTAL COST	UNIT COST	TOTAL COST	UNIT COST	TOTAL COST	UNIT COST	TOTAL COST
1	MOBILIZATION	LS	1	\$93,649.77	\$93,649.77	\$79,520.00	\$79,520.00	\$117,353.22	\$117,353.22	\$126,728.50	\$126,728.50	\$206,000.00	\$206,000.00
2	INCIDENTAL	LS	1	\$93,635.73	\$93,635.73	\$75,960.00	\$75,960.00	\$84,706.01	\$84,706.01	\$264,519.39	\$264,519.39	\$455,500.00	\$455,500.00
3	CONSTRUCTION STAKING	LS	1	\$30,000.00	\$30,000.00	\$25,458.00	\$25,458.00	\$20,690.00	\$20,690.00	\$19,699.33	\$19,699.33	\$20,850.00	\$20,850.00
4	REESTABLISH PROPERTY CORNERS	EA	1	\$500.00	\$500.00	\$175.00	\$175.00	\$133.98	\$133.98	\$112.88	\$112.88	\$175.00	\$175.00
5	REMOVE MANHOLE	EA	1	\$3,000.00	\$3,000.00	\$1,700.00	\$1,700.00	\$1,242.31	\$1,242.31	\$892.34	\$892.34	\$1,280.00	\$1,280.00
6	REMOVE & RESET CULVERT	LF	307	\$20.00	\$6,140.00	\$20.00	\$6,140.00	\$50.38	\$15,466.66	\$121.12	\$37,183.84	\$20.00	\$6,140.00
7	REMOVE GRAVEL SURFACING	SY	1,503	\$2.50	\$3,757.50	\$2.00	\$3,006.00	\$2.57	\$3,862.71	\$5.72	\$8,597.16	\$2.00	\$3,006.00
8	SAWING, ASPHALT PAVEMENT	LF	117	\$8.00	\$936.00	\$42.75	\$5,001.75	\$3.51	\$410.67	\$24.39	\$2,853.63	\$6.50	\$760.50
9	REMOVE AC PAVEMENT	SY	10,265	\$7.00	\$71,855.00	\$4.25	\$43,626.25	\$5.49	\$56,354.85	\$4.29	\$44,036.85	\$3.20	\$32,848.00
10	REMOVE & RESET FENCE	LF	730	\$8.00	\$5,840.00	\$6.00	\$4,380.00	\$14.22	\$10,380.60	\$11.29	\$8,241.70	\$12.00	\$8,760.00
11	REMOVE & RESET MAILBOX	EA	26	\$200.00	\$5,200.00	\$255.00	\$6,630.00	\$156.45	\$4,067.70	\$56.44	\$1,467.44	\$145.00	\$3,770.00
12	REMOVE & RESET MAILBOX CLUSTER	EA	1	\$2,000.00	\$2,000.00	\$875.00	\$875.00	\$425.14	\$425.14	\$564.44	\$564.44	\$850.00	\$850.00
13	REMOVE & RESET SIGN	EA	6	\$200.00	\$1,200.00	\$115.00	\$690.00	\$133.98	\$803.88	\$112.88	\$677.28	\$115.00	\$690.00
14	REMOVE FLOW MONITORING STATION	LS	1	\$1,000.00	\$1,000.00	\$3,500.00	\$3,500.00	\$1,465.54	\$1,465.54	\$744.80	\$744.80	\$3,050.00	\$3,050.00

16	AASHTO T-180 SOIL TEST	EA	8	\$250.00	\$2,000.00	\$250.00	\$2,000.00	\$214.37	\$1,714.96	\$169.33	\$1,354.64	\$175.00	\$1,400.00
17	SEEDING, FERTILIZING, & MULCHING	SY	16,766	\$1.00	\$16,766.00	\$1.75	\$29,340.50	\$0.97	\$16,263.02	\$0.70	\$11,736.20	\$0.48	\$8,047.68
18	WATER MAIN ENCASEMENT	EA	1	\$2,000.00	\$2,000.00	\$5,230.00	\$5,230.00	\$1,234.81	\$1,234.81	\$4,458.14	\$4,458.14	\$2,250.00	\$2,250.00
19	SEWER AND WATER MAIN INSULATION	SF	125	\$15.00	\$1,875.00	\$12.75	\$1,593.75	\$13.78	\$1,722.50	\$30.67	\$3,833.75	\$15.00	\$1,875.00
20	IMPORTED BACKFILL MATERIAL (TRENCH)	CY	250	\$15.00	\$3,750.00	\$18.00	\$4,500.00	\$8.13	\$2,032.50	\$24.73	\$6,182.50	\$15.00	\$3,750.00
21	TYPE I BEDDING MATERIAL	T	500	\$20.00	\$10,000.00	\$22.50	\$11,250.00	\$25.00	\$12,500.00	\$31.85	\$15,925.00	\$21.00	\$10,500.00
22	TYPE III FOUNDATION MATERIAL	T	2,000	\$20.00	\$40,000.00	\$23.35	\$46,700.00	\$26.42	\$52,840.00	\$30.20	\$60,400.00	\$27.00	\$54,000.00
23	TYPE IV FOUNDATION MATERIAL	T	1,000	\$20.00	\$20,000.00	\$26.25	\$26,250.00	\$32.75	\$32,750.00	\$33.24	\$33,240.00	\$27.00	\$27,000.00
24	8" PVC SEWER MAIN (8'-10')	LF	12	\$60.00	\$720.00	\$85.00	\$1,020.00	\$54.55	\$654.60	\$91.26	\$1,095.12	\$50.00	\$600.00
25	8" PVC SEWER MAIN (10'-12')	LF	4	\$60.00	\$240.00	\$90.00	\$360.00	\$54.55	\$218.20	\$111.33	\$445.32	\$52.00	\$208.00
26	8" PVC SEWER MAIN (14'-16')	LF	8	\$70.00	\$560.00	\$95.00	\$760.00	\$54.55	\$436.40	\$123.94	\$991.52	\$56.00	\$448.00
27	8" SEWER MAIN CAP	EA	4	\$150.00	\$600.00	\$125.00	\$500.00	\$241.50	\$966.00	\$405.25	\$1,621.00	\$650.00	\$2,600.00
28	CAST IN PLACE MANHOLE #2, TYPE V CEMENT, INTERNALLY LINED	LS	1	\$50,000.00	\$50,000.00	\$48,410.00	\$48,410.00	\$31,421.76	\$31,421.76	\$25,427.83	\$25,427.83	\$42,500.00	\$42,500.00
29	CONNECT TO EXISTING SEWER MAIN	EA	2	\$1,500.00	\$3,000.00	\$2,500.00	\$5,000.00	\$1,982.24	\$3,964.48	\$164.67	\$329.34	\$1,250.00	\$2,500.00
30	BYPASS PUMPING	LS	1	\$5,000.00	\$5,000.00	\$8,800.00	\$8,800.00	\$5,392.22	\$5,392.22	\$8,834.05	\$8,834.05	\$2,000.00	\$2,000.00
31	1" HDPE WATER SERVICE	LF	50	\$35.00	\$1,750.00	\$48.00	\$2,400.00	\$77.34	\$3,867.00	\$54.92	\$2,746.00	\$22.00	\$1,100.00
32	RECONNECT WATER SERVICE	EA	2	\$350.00	\$700.00	\$210.00	\$420.00	\$281.46	\$562.92	\$216.21	\$432.42	\$650.00	\$1,300.00
33	8" WATER MAIN LOWERING	EA	1	\$5,000.00	\$5,000.00	\$5,730.00	\$5,730.00	\$8,847.19	\$8,847.19	\$6,678.54	\$6,678.54	\$6,000.00	\$6,000.00
34	ADJUST VALVE BOX	EA	1	\$200.00	\$200.00	\$450.00	\$450.00	\$283.68	\$283.68	\$275.31	\$275.31	\$250.00	\$250.00
35	18" RCP FLARED END	EA	4	\$750.00	\$3,000.00	\$655.00	\$2,620.00	\$565.81	\$2,263.24	\$1,130.53	\$4,522.12	\$475.00	\$1,900.00
36	18" CMP FLARED END	EA	18	\$250.00	\$4,500.00	\$375.00	\$6,750.00	\$452.34	\$8,142.12	\$466.86	\$8,403.48	\$475.00	\$8,550.00
37	WATER FOR DUST CONTROL	MGAL	200	\$25.00	\$5,000.00	\$12.00	\$2,400.00	\$40.68	\$8,136.00	\$105.29	\$21,058.00	\$15.00	\$3,000.00

38	SILT FENCE	LF	265	\$5.00	\$1,325.00	\$5.75	\$1,523.75	\$5.03	\$1,332.95	\$4.23	\$1,120.95	\$4.50	\$1,192.50
39	SEDIMENT CONTROL WATTLES, 12"	LF	4,474	\$5.00	\$22,370.00	\$4.50	\$20,133.00	\$3.35	\$14,987.90	\$2.82	\$12,616.68	\$3.00	\$13,422.00
40	AGGREGATE BASE COURSE	T	5,422	\$24.00	\$130,128.00	\$23.25	\$126,061.50	\$32.39	\$175,618.58	\$32.29	\$175,076.38	\$25.00	\$135,550.00
41	GRAVEL SURFACING	T	349	\$24.00	\$8,376.00	\$25.50	\$8,999.50	\$21.12	\$7,370.88	\$34.47	\$12,030.03	\$25.00	\$8,725.00
42	AC, CLASS E, TYPE 1 PG64-28	T	3,766	\$100.00	\$376,600.00	\$95.75	\$360,594.50	\$113.89	\$428,909.74	\$95.95	\$361,347.70	\$98.00	\$369,068.00
43	PAVEMENT MARKING PAINT, 4" WHITE	LF	7,865	\$0.40	\$3,146.00	\$0.25	\$1,966.25	\$0.20	\$1,573.00	\$0.17	\$1,337.05	\$0.20	\$1,573.00
44	PAVEMENT MARKING PAINT, 4" YELLOW	LF	2,650	\$0.40	\$1,060.00	\$0.25	\$662.50	\$0.20	\$530.00	\$0.17	\$450.50	\$0.20	\$530.00
45	TRAFFIC CONTROL	UNIT	2,324	\$5.00	\$11,620.00	\$5.25	\$12,201.00	\$6.03	\$14,013.72	\$5.08	\$11,805.92	\$5.50	\$12,782.00
46	TRAFFIC CONTROL, MISCELLANEOUS	LS	1	\$8,000.00	\$8,000.00	\$10,245.00	\$10,245.00	\$12,192.26	\$12,192.26	\$10,272.55	\$10,272.55	\$10,600.00	\$10,600.00
					\$1,060,000.00		\$1,017,983.25		\$1,173,260.90		\$1,341,852.62		\$1,480,900.68
	ALTERNATE 1A												
ALT 1A - 1	33" SEWER MAIN (8'-10'), SN 46 FRPM	LF	268	\$180.00	\$48,240.00	\$205.55	\$55,087.40	\$167.70	\$44,943.60	\$176.06	\$47,184.08	\$185.00	\$49,580.00
ALT 1A - 2	33" SEWER MAIN (10'-12'), SN 46 FRPM	LF	707	\$185.00	\$130,795.00	\$205.55	\$145,323.85	\$167.70	\$118,563.90	\$181.75	\$128,497.25	\$186.00	\$131,502.00
ALT 1A - 3	33" SEWER MAIN (12'-14'), SN 46 FRPM	LF	368	\$190.00	\$69,920.00	\$205.55	\$75,642.40	\$171.28	\$63,031.04	\$183.96	\$67,697.28	\$187.00	\$68,816.00
ALT 1A - 4	33" SEWER MAIN (14'-16'), SN 46 FRPM	LF	445	\$210.00	\$93,450.00	\$213.55	\$95,029.75	\$181.20	\$80,634.00	\$183.58	\$81,693.10	\$193.00	\$85,885.00
ALT 1A - 5	33" SEWER MAIN (14'-16'), SN 72 FRPM	LF	503	\$220.00	\$110,660.00	\$220.50	\$110,911.50	\$188.50	\$94,815.50	\$183.62	\$92,360.86	\$202.00	\$101,606.00
ALT 1A - 6	33" SEWER MAIN (16'-18'), SN 72 FRPM	LF	263	\$220.00	\$57,860.00	\$220.50	\$57,991.50	\$196.20	\$51,600.60	\$184.21	\$48,447.23	\$214.00	\$56,282.00
ALT 1A - 7	33" SEWER MAIN (18'-20'), SN 46 FRPM	LF	377	\$240.00	\$90,480.00	\$243.50	\$91,799.50	\$197.24	\$74,359.48	\$186.27	\$70,223.79	\$240.00	\$90,480.00
ALT 1A - 8	33" SEWER MAIN (18'-20'), SN 72 FRPM	LF	61	\$225.00	\$13,725.00	\$252.00	\$15,372.00	\$204.54	\$12,476.94	\$185.14	\$11,293.54	\$246.00	\$15,006.00
ALT 1A - 9	33" SEWER MAIN (20'-22'), SN 46 FRPM	LF	462	\$240.00	\$110,880.00	\$254.00	\$117,348.00	\$209.87	\$96,959.94	\$189.57	\$87,581.34	\$258.00	\$119,196.00
ALT 1A - 10	33" SEWER MAIN (22'-24'), SN 46 FRPM	LF	245	\$255.00	\$62,475.00	\$257.50	\$63,087.50	\$218.42	\$53,512.90	\$189.40	\$46,403.00	\$260.00	\$63,700.00
ALT 1A - 11	33" SEWER MAIN (24'-26'), SN 46 FRPM	LF	141	\$285.00	\$40,185.00	\$259.50	\$36,589.50	\$260.98	\$36,798.18	\$189.94	\$26,781.54	\$288.00	\$40,608.00

ALT 1A - 12	33" SEWER MAIN (26'-28'), SN 46 FRPM	LF	138	\$295.00	\$40,710.00	\$279.50	\$38,571.00	\$281.21	\$38,806.98	\$195.08	\$26,921.04	\$290.00	\$40,020.00
ALT 1A - 13	33" FRPM SEWER MAIN CAP	EA	2	\$1,000.00	\$2,000.00	\$1,825.00	\$3,650.00	\$1,266.85	\$2,533.70	\$1,138.30	\$2,276.60	\$2,000.00	\$4,000.00
ALT 1A - 14	72" PRECAST MANHOLE, TYPE V CEMENT, INTERNALLY LINED	EA	8	\$15,000.00	\$120,000.00	\$12,320.00	\$98,560.00	\$14,682.65	\$117,461.20	\$14,101.84	\$112,814.72	\$12,500.00	\$100,000.00
ALT 1A - 15	84" PRECAST MANHOLE, TYPE V CEMENT, INTERNALLY LINED	EA	1	\$20,000.00	\$20,000.00	\$18,180.00	\$18,180.00	\$19,340.39	\$19,340.39	\$18,526.89	\$18,526.89	\$16,500.00	\$16,500.00
ALT 1A - 16	108" PRECAST MANHOLE, TYPE V CEMENT, INTERNALLY LINED	EA	1	\$41,643.50	\$41,643.50	\$20,135.00	\$20,135.00	\$25,268.82	\$25,268.82	\$27,616.81	\$27,616.81	\$24,500.00	\$24,500.00
ALT 1A - 17	EXTRA MANHOLE DEPTH, 48", TYPE V CEMENT, INTERNALLY LINED	VF	46	\$300.00	\$13,743.00	\$350.00	\$16,033.50	\$266.94	\$12,228.52	\$296.17	\$13,567.55	\$465.00	\$21,301.65
ALT 1A - 18	EXTRA MANHOLE DEPTH, 72", TYPE V CEMENT, INTERNALLY LINED	VF	39	\$800.00	\$31,096.00	\$750.00	\$29,152.50	\$619.04	\$24,062.08	\$545.41	\$21,200.09	\$925.00	\$35,954.75
ALT 1A - 19	EXTRA MANHOLE DEPTH, 84", TYPE V CEMENT, INTERNALLY LINED	VF	8	\$1,000.00	\$8,000.00	\$950.00	\$7,600.00	\$838.23	\$6,705.84	\$642.42	\$5,139.36	\$875.00	\$7,000.00
ALT 1A - 20	EXTRA MANHOLE DEPTH, 108", TYPE V CEMENT, INTERNALLY LINED	VF	3	\$1,250.00	\$4,137.50	\$1,250.00	\$4,137.50	\$1,647.99	\$5,454.85	\$1,152.15	\$3,813.62	\$1,450.00	\$4,799.50
					\$1,110,000.00		\$1,100,202.40		\$979,558.46		\$940,038.00		\$1,076,736.90
	ALTERNATE 1B												
ALT 1B - 1	33" SEWER MAIN (8'-10'), SN 46 FRPM	LF	268	\$180.00	\$48,240.00	\$205.55	\$55,087.40	\$167.70	\$44,943.60	\$176.06	\$47,184.08	\$185.00	\$49,580.00
ALT 1B - 2	33" SEWER MAIN (10'-12'), SN 46 FRPM	LF	707	\$185.00	\$130,795.00	\$205.55	\$145,323.85	\$167.70	\$118,563.90	\$195.30	\$138,077.10	\$186.00	\$131,502.00
ALT 1B - 3	33" SEWER MAIN (12'-14'), SN 46 FRPM	LF	368	\$190.00	\$69,920.00	\$205.55	\$75,642.40	\$171.28	\$63,031.04	\$197.91	\$72,830.88	\$187.00	\$68,816.00
ALT 1B - 4	33" SEWER MAIN (14'-16'), SN 46 FRPM	LF	445	\$210.00	\$93,450.00	\$213.25	\$94,896.25	\$181.20	\$80,634.00	\$183.58	\$81,693.10	\$193.00	\$85,885.00
ALT 1B - 5	33" SEWER MAIN (14'-16'), SN 72 FRPM	LF	503	\$220.00	\$110,660.00	\$220.50	\$110,911.50	\$188.50	\$94,815.50	\$183.62	\$92,360.86	\$202.00	\$101,606.00
ALT 1B - 6	33" SEWER MAIN (16'-18'), SN 72 FRPM	LF	263	\$220.00	\$57,860.00	\$220.50	\$57,991.50	\$196.20	\$51,600.60	\$184.21	\$48,447.23	\$214.00	\$56,282.00
ALT 1B - 7	33" SEWER MAIN (18'-20'), SN 46 FRPM	LF	377	\$240.00	\$90,480.00	\$243.25	\$91,705.25	\$197.24	\$74,359.48	\$186.27	\$70,223.79	\$240.00	\$90,480.00
ALT 1B - 8	33" SEWER MAIN (18'-20'), SN 72 FRPM	LF	61	\$225.00	\$13,725.00	\$252.00	\$15,372.00	\$204.54	\$12,476.94	\$185.14	\$11,293.54	\$246.00	\$15,006.00
ALT 1B - 9	33" SEWER MAIN (20'-22'), SN 46 FRPM	LF	462	\$240.00	\$110,880.00	\$254.00	\$117,348.00	\$209.87	\$96,959.94	\$189.57	\$87,581.34	\$258.00	\$119,196.00
ALT 1B - 10	33" SEWER MAIN (22'-24'), SN 46 FRPM	LF	245	\$255.00	\$62,475.00	\$257.50	\$63,087.50	\$218.42	\$53,512.90	\$189.40	\$46,403.00	\$260.00	\$63,700.00
ALT 1B - 11	33" SEWER MAIN (24'-26'), SN 46 FRPM	LF	141	\$285.00	\$40,185.00	\$259.50	\$36,589.50	\$260.98	\$36,798.18	\$189.94	\$28,781.54	\$288.00	\$40,608.00


ALT 1B - 12	33" SEWER MAIN (26'-28'), SN 46 FRPM	LF	138	\$295.00	\$40,710.00	\$279.50	\$38,571.00	\$281.21	\$38,806.98	\$195.08	\$26,921.04	\$290.00	\$40,020.00
ALT 1B - 13	33" FRPM SEWER MAIN CAP	EA	2	\$1,000.00	\$2,000.00	\$1,825.00	\$3,650.00	\$1,337.96	\$2,675.92	\$1,138.29	\$2,276.58	\$2,000.00	\$4,000.00
ALT 1B - 14	33" x 33" FRPM TEE BASE	EA	10	\$9,942.00	\$99,420.00	\$10,250.00	\$102,500.00	\$13,139.68	\$131,396.80	\$6,165.04	\$61,650.40	\$8,900.00	\$89,000.00
ALT 1B - 15	48" FRPM MH RISER WITH CONE	VF	116	\$1,200.00	\$139,200.00	\$590.00	\$68,440.00	\$654.90	\$75,968.40	\$609.25	\$70,673.00	\$775.00	\$89,900.00
					\$1,110,000.00		\$1,077,116.15		\$976,544.18		\$884,397.48		\$1,045,581.00
	ALTERNATE 2												
ALT 2 - 1	36" SEWER MAIN (8'-10'), PS 46 PVC	LF	268	\$170.00	\$45,560.00	\$187.25	\$50,183.00	\$189.37	\$50,751.16	\$158.92	\$42,590.56	\$187.00	\$50,116.00
ALT 2 - 2	36" SEWER MAIN (10'-12'), PS 46 PVC	LF	707	\$175.00	\$123,725.00	\$187.25	\$132,385.75	\$189.37	\$133,884.59	\$178.16	\$125,959.12	\$190.00	\$134,330.00
ALT 2 - 3	36" SEWER MAIN (12'-14'), PS 46 PVC	LF	368	\$180.00	\$66,240.00	\$187.25	\$68,908.00	\$192.95	\$71,005.60	\$180.77	\$66,523.36	\$191.00	\$70,288.00
ALT 2 - 4	36" SEWER MAIN (14'-16'), PS 46 PVC	LF	445	\$200.00	\$89,000.00	\$194.25	\$86,441.25	\$202.87	\$90,277.15	\$166.44	\$74,065.80	\$194.00	\$86,330.00
ALT 2 - 5	36" SEWER MAIN (14'-16'), PS 75 PVC	LF	503	\$210.00	\$105,630.00	\$225.25	\$113,300.75	\$202.87	\$102,043.61	\$193.13	\$97,144.39	\$223.00	\$112,169.00
ALT 2 - 6	36" SEWER MAIN (16'-18'), PS 75 PVC	LF	263	\$210.00	\$55,230.00	\$225.25	\$59,240.75	\$210.57	\$55,379.91	\$193.72	\$50,948.36	\$234.00	\$61,542.00
ALT 2 - 7	36" SEWER MAIN (18'-20'), PS 46 PVC	LF	377	\$230.00	\$86,710.00	\$215.25	\$81,149.25	\$218.91	\$82,529.07	\$169.13	\$63,762.01	\$224.00	\$84,448.00
ALT 2 - 8	36" SEWER MAIN (18'-20'), PS 75 PVC	LF	61	\$215.00	\$13,115.00	\$232.25	\$14,167.25	\$218.91	\$13,353.51	\$194.65	\$11,873.65	\$249.00	\$15,189.00
ALT 2 - 9	36" SEWER MAIN (20'-22'), PS 46 PVC	LF	462	\$230.00	\$106,260.00	\$239.25	\$110,533.50	\$231.54	\$106,971.48	\$172.43	\$79,662.66	\$244.00	\$112,728.00
ALT 2 - 10	36" SEWER MAIN (22'-24'), PS 46 PVC	LF	245	\$245.00	\$60,025.00	\$244.25	\$59,841.25	\$240.09	\$58,822.05	\$172.26	\$42,203.70	\$250.00	\$61,250.00
ALT 2 - 11	36" SEWER MAIN (24'-26'), PS 46 PVC	LF	141	\$275.00	\$38,775.00	\$247.25	\$34,862.25	\$282.66	\$39,855.06	\$172.90	\$24,378.90	\$270.00	\$38,070.00

ALT 2 - 12	36" SEWER MAIN (26'-28"), PS 46 PVC	LF	138	\$285.00	\$39,330.00	\$252.25	\$34,810.50	\$302.88	\$41,797.44	\$177.94	\$24,555.72	\$275.00	\$37,950.00
ALT 2 - 13	36" PVC SEWER MAIN CAP	EA	2	\$1,000.00	\$2,000.00	\$2,680.00	\$5,360.00	\$2,471.45	\$4,942.90	\$1,925.22	\$3,850.44	\$2,800.00	\$5,600.00
ALT 2 - 14	72" PRECAST MANHOLE, TYPE V CEMENT, INTERNALLY LINED	EA	8	\$15,000.00	\$120,000.00	\$12,420.00	\$99,360.00	\$15,296.67	\$122,373.36	\$14,610.11	\$116,880.88	\$13,000.00	\$104,000.00
ALT 2 - 15	84" PRECAST MANHOLE, TYPE V CEMENT, INTERNALLY LINED	EA	1	\$20,000.00	\$20,000.00	\$18,280.00	\$18,280.00	\$19,809.22	\$19,809.22	\$18,915.16	\$18,915.16	\$17,000.00	\$17,000.00
ALT 2 - 16	108" PRECAST MANHOLE, TYPE V CEMENT, INTERNALLY LINED	EA	1	\$41,423.50	\$41,423.50	\$20,135.00	\$20,135.00	\$25,735.06	\$25,735.06	\$28,003.88	\$28,003.88	\$25,000.00	\$25,000.00
ALT 2 - 17	EXTRA MANHOLE DEPTH, 48", TYPE V CEMENT, INTERNALLY LINED	VF	46	\$300.00	\$13,743.00	\$350.00	\$16,033.50	\$267.08	\$12,234.93	\$296.29	\$13,573.04	\$465.00	\$21,301.65
ALT 2 - 18	EXTRA MANHOLE DEPTH, 72", TYPE V CEMENT, INTERNALLY LINED	VF	39	\$800.00	\$31,096.00	\$750.00	\$29,152.50	\$619.04	\$24,062.08	\$545.41	\$21,200.09	\$925.00	\$35,954.75
ALT 2 - 19	EXTRA MANHOLE DEPTH, 84", TYPE V CEMENT, INTERNALLY LINED	VF	8	\$1,000.00	\$8,000.00	\$950.00	\$7,600.00	\$838.23	\$6,705.84	\$642.42	\$5,139.36	\$875.00	\$7,000.00
ALT 2 - 20	EXTRA MANHOLE DEPTH, 108", TYPE V CEMENT, INTERNALLY LINED	VF	3	\$1,250.00	\$4,137.50	\$1,250.00	\$4,137.50	\$1,647.99	\$5,454.85	\$1,152.15	\$3,813.62	\$1,450.00	\$4,799.50
					\$1,070,000.00		\$1,045,882.00		\$1,067,988.87		\$915,044.70		\$1,085,065.90


Base + 1A	\$2,170,000.00	\$2,118,185.65	\$2,152,819.36	\$2,281,892.31	\$2,557,637.58
Base + 1B	\$2,170,000.00	\$2,095,099.40	\$2,149,805.08	\$2,226,250.10	\$2,526,481.68
Base + 2	\$2,130,000.00	\$2,063,865.25	\$2,241,249.77	\$2,256,897.32	\$2,565,966.58

CONSULTANT

I certify that, to the best of my knowledge, this is a true tabulation of bids received for this project.


 Chris Robinson, PE
 HDR, Inc.
 Date 7/27/16

CITY OF RAPID CITY

Reviewed by:

 Michelle Lashley, PE
 Date 7/28/16