



Windows & Doors

Simulated Hung - Fixed Window
with 2" horizontal ILT bar (int/ext)

Submittal Package

-Buell Building -

630 St Joseph St, Rapid City, SD

Pella Corporation
102 Main Street
Pella, Iowa 50219
Toll Free (800) 54-PELLA
Phone (641) 621-1000
Website www.pella.com

Product Guide Specification
SECTION 08 52 13

ALUMINUM-CLAD WOOD [RECTANGULAR] FIXED-FRAME WINDOWS

PART 1 GENERAL

1.1 SECTION INCLUDES

- A. Aluminum-clad wood fixed-frame windows.

PART 2 PRODUCTS

2.1 MANUFACTURER

- A. Pella Corporation, 102 Main Street, Pella, Iowa 50219. Toll Free (800) 54-PELLA. Phone (641) 621-1000. Website www.pella.com.

2.2 ALUMINUM-CLAD WOOD FIXED-FRAME WINDOWS

- A. Aluminum-Clad Wood Fixed-Frame Windows: Pella "Clad Frame" factory-assembled, aluminum-clad wood, fixed-frame windows.
- B. Frame:
1. Select woods, water-repellent, preservative-treated with EnduraGuard® in accordance with WDMA I.S.-4. EnduraGuard includes water-repellency, three active fungicides and an insecticide applied to the frame.
 2. Interior Exposed Surfaces: [Clear Pine] with no visible fastener holes.
 3. Exterior Surfaces: Clad with aluminum.
 4. Assembled with screws and concealed corner locks.
 5. Overall Frame Depth: 5 inches (127 mm).

2.3 GLAZING

- A. Glazing:
1. Float Glass: ASTM C 1036, Quality 1.
 - a. Tempered Glass: ASTM C 1048.
 2. Type: Urethane-glazed, dual-seal, [annealed] [tempered] insulating glass with [[multi-layer Low-E coated with argon] [bronze air-filled multi-layer, Low-E coated
 4. **Type: Simulated-Divided-Light Glazing and Grilles:**
 - a. Room Side Grilles: Solid 2-inch wide clear pine, water-repellent, preservative-treated in accordance with WDMA I.S.4.
 - b. Insulating glass contains non-glare spacer between the panes of glass.
 - c. Exterior Grilles: 2-inch wide extruded aluminum.
 - d. Adhere bars to both sides of insulating glass with VHB acrylic adhesive tape.
 - e. Finish: Finish color matches interior and exterior finish colors

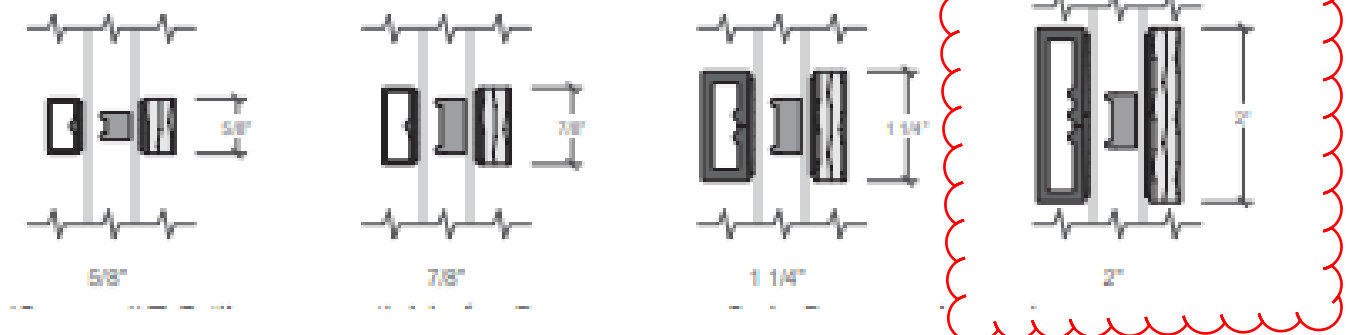
2.7 FINISH

- A. Exterior Finish System: Pella EnduraClad.
1. Exterior aluminum surfaces shall be finished with the following multi-stage system:
 - a. Clean and etch aluminum surface of oxides.
 - b. Pre-treat with conversion coating.
 - c. Top coat with baked-on polyester enamel.
 2. Color: **WHITE / TAN / BROWN / BLACK / BRICK RED / PUTTY / POPLAR WHITE / PORTOBELLO / HARTFORD GREEN / MORNING SKY GRAY TBD**
 3. Performance Requirements: Exterior aluminum finishes shall meet or exceed all performance requirements of AAMA 2603 and the following performance requirements of AAMA 2605:
 - a. Dry Film Hardness: Eagle Turquoise Pencil, H minimum.
 - b. Film Adhesion: 1 mm crosshatch, dry, wet, boiling water.
 - c. Impact Resistance: 1/10-inch distortion, no film removal.
 - d. Chemical Resistance: 10 percent Muriatic acid, 15 minutes. Mortar pat test, 24 hours.
 - e. Detergent Resistance: 3 percent at 100 degrees F, 72 hours.
 - f. Corrosion Resistance: ASTM G85-A5, 2000 hours. Humidity, 3,000 hours. Salt spray exceeds 3,000 hours.
- C. Interior Finish: **[Unfinished, ready for site finishing] OR [Factory finished with 1 prime coat and 1 top coat of [White] [Linen White] [Bright White] TBD**

END OF SECTION

2" horizontal Bar (Interior / Exterior application)

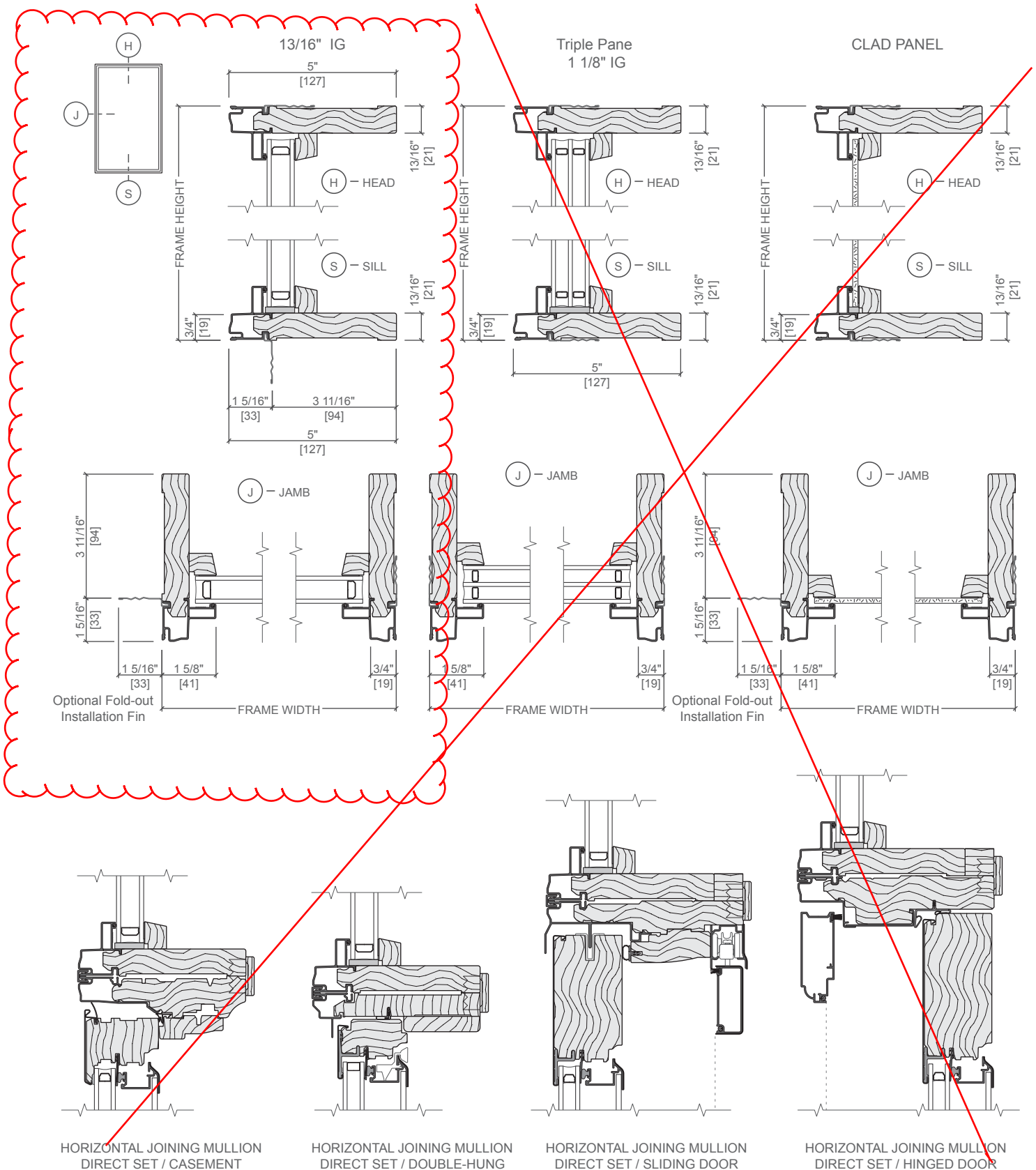
Clad Exterior - Wood Interior





Clad-Wood Fixed Frame Direct Set Windows

Unit Sections - Interior Glazed Rectangular and Angled Shapes



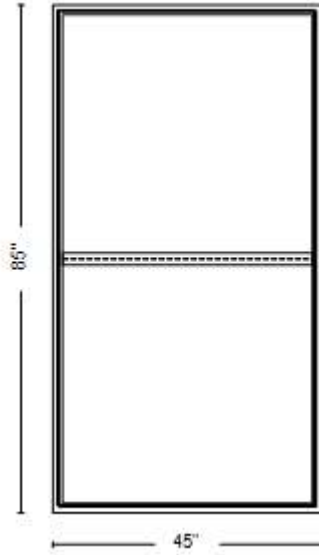
Scale 3" = 1' 0"

All dimensions are approximate.

See www.PellaADM.com for mullion limitations and reinforcing requirements.

Customer Approval Form:

Signature: _____ Date: _____



FIXED - Non-Operable window with a 2" adhered bar horizontally to simulate the "hung window"

Bar is adhered to the exterior and interior to simulate a True Divided-Lite

Viewed from the Exterior

Quote Number: 13776841

Line Number: 705

Quote Qty: 2

Scaling: 1/2" = 1'

Description: Pella® Reserve, Contemporary, Direct Set, Fixed Frame, 45 X 85, Tan

Rough Opening: 45.75" X 85.75"

Performance Information: U-Factor 0.30, SHGC 0.26, VLT 0.49, CPD PEL-N-18-03004-00001, Performance Class CW, PG 45, Calculated Positive DP Rating 45, Calculated Negative DP Rating 45, Year Rated 08|11

These drawings are based on our interpretation of the information provided to us. They are submitted for final approval of the individual** responsible for the project and are not intended to create any warranty or other liability. The user** is responsible for compliance with applicable building codes or other regulations and determining the suitability of the suggestions for the particular application, including the final design of reinforcement, flashing, and sealant systems for all window and door installations.
** building owner, architect, contractor, installer and/or consumer



Quote Name: Buell Building - Fixed Units - PH/ Project Name: Ron - Buell Building

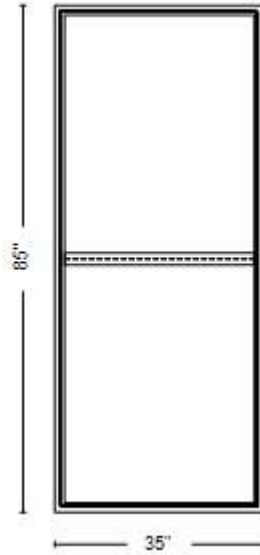
Jobsite Location: ,

Room Location: 208

Sales Branch Location: 23300 Heartland Pella

Customer Approval Form:

Signature: _____ Date: _____



FIXED - Non-Operable window with a 2" adhered bar horizontally to simulate the "hung window"

Bar is adhered to the exterior and interior to simulate a True Divided-Lite

Viewed from the Exterior

Quote Number: 13776841

Line Number: 710

Quote Qty: 2

Scaling: 1/2" = 1'

Description: Pella® Reserve, Contemporary, Direct Set, Fixed Frame, 35 X 85, Tan

Rough Opening: 35.75" X 85.75"

Performance Information: U-Factor 0.30, SHGC 0.26, VLT 0.49, CPD PEL-N-18-03004-00001, Performance Class CW, PG 45, Calculated Positive DP Rating 45, Calculated Negative DP Rating 45, Year Rated 08|11

These drawings are based on our interpretation of the information provided to us. They are submitted for final approval of the individual** responsible for the project and are not intended to create any warranty or other liability. The user** is responsible for compliance with applicable building codes or other regulations and determining the suitability of the suggestions for the particular application, including the final design of reinforcement, flashing, and sealant systems for all window and door installations.

** building owner, architect, contractor, installer and/or consumer



Quote Name: Buell Building - Fixed Units - PH/ Project Name: Ron - Buell Building

Jobsite Location: ,

Room Location: 206

Sales Branch Location: 23300 Heartland Pella

