

**CITY OF RAPID CITY CONSTRUCTION CHANGE ORDER #1
 COUNTRYSIDE SUBDIVISON WATER SYSTEM CONVERSION
 PROJECT NO. 15-2257 / CIP NO. 51086**

April 1, 2016

**ORIGINAL CONTRACT AMOUNT: \$959,763.98
 CONTRACTOR: MAINLINE CONTRACTING, INC.**


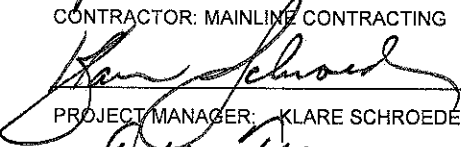

LINE ITEM	DESCRIPTION	UNIT	CURRENT CONTRACT QUANTITY	UNIT PRICE	EXTENDED PRICE	ADJUSTED QUANTITY	ADJUSTED PRICE	NET CHANGE
1	MOBILIZATION	LS	1.00	\$48,000.00	\$48,000.00	1.00	\$48,000.00	\$0.00
2	INCIDENTAL	LS	1.00	\$126,000.00	\$126,000.00	1.00	\$126,000.00	\$0.00
3	CONSTRUCTION STAKING	LS	1.00	\$11,000.00	\$11,000.00	1.00	\$11,000.00	\$0.00
4	REESTABLISH PROPERTY CORNERS	EA	7.00	\$175.00	\$1,225.00	7.00	\$1,225.00	\$0.00
5	CLEARING AND GRUBBING, TREES	EA	2.00	\$850.00	\$1,700.00	5.00	\$4,250.00	\$2,550.00
6	CLEARING AND GRUBBING	LS	1.00	\$9,500.00	\$9,500.00	1.00	\$9,500.00	\$0.00
7	6"	EA	2.00	\$450.00	\$900.00	2.00	\$900.00	\$0.00
8	REMOVE MANHOLE	EA	1.00	\$1,125.00	\$1,125.00	1.00	\$1,125.00	\$0.00
9	REMOVE CURB STOP & BOX	EA	1.00	\$500.00	\$500.00	1.00	\$500.00	\$0.00
10	REMOVE WATER VALVE & BOX	EA	1.00	\$150.00	\$150.00	1.00	\$150.00	\$0.00
11	REMOVE AC PAVEMENT	SY	843.00	\$17.00	\$14,331.00	843.00	\$14,331.00	\$0.00
12	GUTTER	LF	72.00	\$7.00	\$504.00	72.00	\$504.00	\$0.00
13	REMOVE PCC SIDEWALK	SF	433.00	\$2.75	\$1,190.75	1,293.00	\$3,555.75	\$2,365.00
14	REMOVE CONCRETE FILLET	SY	16.00	\$20.00	\$320.00	16.00	\$320.00	\$0.00
15	WALL	LF	10.00	\$110.00	\$1,100.00	10.00	\$1,100.00	\$0.00
16	HEAD	EA	6.00	\$175.00	\$1,050.00	6.00	\$1,050.00	\$0.00
17	SURFACING	SY	290.00	\$1.75	\$507.50	290.00	\$507.50	\$0.00
18	(CHAINLINK)	LF	60.00	\$45.00	\$2,700.00	381.00	\$17,145.00	\$14,445.00
19	(WOVEN WIRE)	LF	24.00	\$30.00	\$720.00	24.00	\$720.00	\$0.00
20	POSTS (4 STRAND BARB WIRE)	LF	234.00	\$3.75	\$877.50	234.00	\$877.50	\$0.00
21	REMOVE & RESET SIGN	EA	1.00	\$125.00	\$125.00	1.00	\$125.00	\$0.00
22	TOPSOIL, FURNISH & PLACE	CY	257.00	\$40.00	\$10,280.00	257.00	\$10,280.00	\$0.00
23	TOPSOIL, STOCKPILE & REPLACE	CY	257.00	\$12.00	\$3,084.00	257.00	\$3,084.00	\$0.00
24	SODDING	SY	1,199.00	\$6.40	\$7,673.60	1,199.00	\$7,673.60	\$0.00
25	(NON-IRRIGATED LAWN MIX)	SY	3,700.00	\$1.60	\$5,920.00	3,700.00	\$5,920.00	\$0.00
26	(ROAD DITCH MIX)	SY	2,682.00	\$1.60	\$4,291.20	2,682.00	\$4,291.20	\$0.00
27	INSULATION	SF	32.00	\$15.00	\$480.00	32.00	\$480.00	\$0.00
28	ENCASEMENT	LF	107.00	\$60.00	\$6,420.00	107.00	\$6,420.00	\$0.00

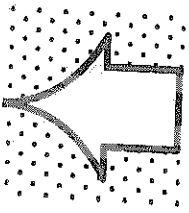
LINE ITEM	DESCRIPTION	UNIT	CURRENT CONTRACT QUANTITY	UNIT PRICE	EXTENDED PRICE	ADJUSTED QUANTITY	ADJUSTED PRICE	NET CHANGE
29	BACKFILL MATERIAL (TRENCH)	CY	20.00	\$155.00	\$3,100.00	20.00	\$3,100.00	\$0.00
30	(TRENCH)	CY	100.00	\$20.00	\$2,000.00	100.00	\$2,000.00	\$0.00
31	TYPE II FOUNDATION MATERIAL	T	20.00	\$28.00	\$560.00	20.00	\$560.00	\$0.00
32	TYPE III FOUNDATION MATERIAL	T	20.00	\$29.00	\$580.00	20.00	\$580.00	\$0.00
33	10" PVC SEWER MAIN (8'-10')	LF	5.00	\$120.00	\$600.00	5.00	\$600.00	\$0.00
34	15" PVC SEWER MAIN (8'-10')	LF	456.00	\$59.00	\$26,904.00	456.00	\$26,904.00	\$0.00
35	15" PVC SEWER MAIN (10'-12')	LF	38.00	\$110.00	\$4,180.00	38.00	\$4,180.00	\$0.00
36	15" PVC SEWER MAIN (12'-14')	LF	37.00	\$195.00	\$7,215.00	37.00	\$7,215.00	\$0.00
37	STANDARD MANHOLE, 48"	EA	2.00	\$6,500.00	\$13,000.00	2.00	\$13,000.00	\$0.00
38	STANDARD MANHOLE, 60"	EA	1.00	\$8,700.00	\$8,700.00	1.00	\$8,700.00	\$0.00
39	DROP MANHOLE, 60"	EA	1.00	\$11,000.00	\$11,000.00	1.00	\$11,000.00	\$0.00
40	EXTRA MANHOLE DEPTH, 48"	VF	9.00	\$800.00	\$7,200.00	9.00	\$7,200.00	\$0.00
41	EXTRA MANHOLE DEPTH, 60"	VF	12.00	\$950.00	\$11,400.00	12.00	\$11,400.00	\$0.00
42	BYPASS PUMPING	LS	1.00	\$2,000.00	\$2,000.00	1.00	\$2,000.00	\$0.00
43	4" PVC WATER MAIN C-900, DR18	LF	33.00	\$33.00	\$1,089.00	33.00	\$1,089.00	\$0.00
44	6" PVC WATER MAIN C-900, DR18	LF	95.00	\$41.00	\$3,895.00	95.00	\$3,895.00	\$0.00
45	8" PVC WATER MAIN C-900, DR18	LF	2,520.00	\$35.00	\$88,200.00	2,520.00	\$88,200.00	\$0.00
46	12" PVC WATER MAIN C-900, DR 18	LF	688.00	\$47.00	\$32,336.00	688.00	\$32,336.00	\$0.00
47	16" PVC WATER MAIN C-905, DR 25	LF	666.00	\$73.00	\$48,618.00	666.00	\$48,618.00	\$0.00
48	INSTALLATION	LS	1.00	\$500.00	\$500.00	1.00	\$500.00	\$0.00
49	4" 45 DEGREE BEND	EA	1.00	\$750.00	\$750.00	1.00	\$750.00	\$0.00
50	6" 45 DEGREE BEND	EA	2.00	\$820.00	\$1,640.00	2.00	\$1,640.00	\$0.00
51	8" 11.25 DEGREE BEND	EA	5.00	\$870.00	\$4,350.00	5.00	\$4,350.00	\$0.00
52	8" 22.5 DEGREE BEND	EA	7.00	\$870.00	\$6,090.00	7.00	\$6,090.00	\$0.00
53	8" 45 DEGREE BEND	EA	10.00	\$920.00	\$9,200.00	10.00	\$9,200.00	\$0.00
54	8" 90 DEGREE BEND	EA	2.00	\$920.00	\$1,840.00	2.00	\$1,840.00	\$0.00
55	12" 45 DEGREE BEND	EA	4.00	\$1,150.00	\$4,600.00	4.00	\$4,600.00	\$0.00
56	16" 45 DEGREE BEND	EA	2.00	\$2,100.00	\$4,200.00	2.00	\$4,200.00	\$0.00
57	16" X 8" CROSS	EA	1.00	\$2,800.00	\$2,800.00	1.00	\$2,800.00	\$0.00
58	4" STANDARD COUPLING	EA	1.00	\$400.00	\$400.00	1.00	\$400.00	\$0.00
59	6" STANDARD COUPLING	EA	6.00	\$400.00	\$2,400.00	6.00	\$2,400.00	\$0.00
60	8" STANDARD COUPLING	EA	9.00	\$700.00	\$6,300.00	9.00	\$6,300.00	\$0.00
61	16" STANDARD COUPLING	EA	1.00	\$1,800.00	\$1,800.00	1.00	\$1,800.00	\$0.00
62	8" HIGH DEFLECTION COUPLING	EA	10.00	\$700.00	\$7,000.00	10.00	\$7,000.00	\$0.00
63	12" HIGH DEFLECTION COUPLING	EA	3.00	\$950.00	\$2,850.00	3.00	\$2,850.00	\$0.00
64	16" HIGH DEFLECTION COUPLING	EA	4.00	\$1,800.00	\$7,200.00	4.00	\$7,200.00	\$0.00

LINE ITEM	DESCRIPTION	UNIT	CURRENT CONTRACT QUANTITY	UNIT PRICE	EXTENDED PRICE	ADJUSTED QUANTITY	ADJUSTED PRICE	NET CHANGE
65	4" MJ PLUG	EA	1.00	\$650.00	\$650.00	1.00	\$650.00	\$0.00
66	12" MJ PLUG	EA	2.00	\$850.00	\$1,700.00	2.00	\$1,700.00	\$0.00
67	16" MJ PLUG	EA	1.00	\$1,150.00	\$1,150.00	1.00	\$1,150.00	\$0.00
68	8" X 6" REDUCER	EA	10.00	\$630.00	\$6,300.00	10.00	\$6,300.00	\$0.00
69	12"X8" REDUCER	EA	2.00	\$950.00	\$1,900.00	2.00	\$1,900.00	\$0.00
70	8" X 8" X 4" TEE	EA	1.00	\$1,000.00	\$1,000.00	1.00	\$1,000.00	\$0.00
71	8" X 8" X 6" TEE	EA	3.00	\$1,050.00	\$3,150.00	3.00	\$3,150.00	\$0.00
72	8" X 8" X 8" TEE	EA	5.00	\$1,100.00	\$5,500.00	5.00	\$5,500.00	\$0.00
73	12" X 12" X 6" TEE	EA	1.00	\$1,500.00	\$1,500.00	1.00	\$1,500.00	\$0.00
74	12" X 12" X 8" TEE	EA	3.00	\$1,600.00	\$4,800.00	3.00	\$4,800.00	\$0.00
75	12" X 12" X 12" TEE	EA	1.00	\$1,750.00	\$1,750.00	1.00	\$1,750.00	\$0.00
76	4" GATE VALVE W/BOX	EA	1.00	\$1,400.00	\$1,400.00	1.00	\$1,400.00	\$0.00
77	8" GATE VALVE W/ BOX	EA	22.00	\$2,450.00	\$53,900.00	22.00	\$53,900.00	\$0.00
78	12" GATE VALVE W/BOX	EA	3.00	\$3,500.00	\$10,500.00	3.00	\$10,500.00	\$0.00
79	16" GATE VALVE W/BOX	EA	1.00	\$8,300.00	\$8,300.00	1.00	\$8,300.00	\$0.00
80	LEAD	EA	7.00	\$3,350.00	\$23,450.00	7.00	\$23,450.00	\$0.00
81	MAIN	EA	16.00	\$2,500.00	\$40,000.00	16.00	\$40,000.00	\$0.00
82	3)	SY	262.00	\$7.50	\$1,965.00	262.00	\$1,965.00	\$0.00
83	CONCRETE WASHOUT AREA	EA	1.00	\$500.00	\$500.00	1.00	\$500.00	\$0.00
84	SWEEPING	HR	4.00	\$125.00	\$500.00	4.00	\$500.00	\$0.00
85	GRAVEL FILTER SOCKS	LF	54.00	\$5.15	\$278.10	54.00	\$278.10	\$0.00
86	FILTER SOCKS	LF	6.00	\$5.15	\$30.90	6.00	\$30.90	\$0.00
87	REMOVE GRAVEL FILTER SOCKS	LF	54.00	\$1.25	\$67.50	54.00	\$67.50	\$0.00
88	SEDIMENT CONTROL WATTLE (9")	LF	1,530.00	\$3.80	\$5,814.00	1,530.00	\$5,814.00	\$0.00
89	CONTROL WATTLE (9")	LF	220.00	\$2.50	\$550.00	220.00	\$550.00	\$0.00
90	WATTLE (9")	LF	1,530.00	\$1.25	\$1,912.50	1,530.00	\$1,912.50	\$0.00
91	AGGREGATE BASE COURSE, 3/4"	T	382.00	\$45.00	\$17,190.00	382.00	\$17,190.00	\$0.00
92	GRAVEL SURFACING, PERMANENT	T	50.00	\$45.00	\$2,250.00	50.00	\$2,250.00	\$0.00
93	GRAVEL SURFACING, TEMPORARY	T	86.00	\$45.00	\$3,870.00	86.00	\$3,870.00	\$0.00
94	CLEAN SAND	T	92.00	\$55.00	\$5,060.00	92.00	\$5,060.00	\$0.00
95	PG64-28	T	242.00	\$185.00	\$44,770.00	242.00	\$44,770.00	\$0.00
96	B6-6	LF	72.00	\$45.00	\$3,240.00	72.00	\$3,240.00	\$0.00
97	REINFORCED	SY	16.00	\$125.00	\$2,000.00	16.00	\$2,000.00	\$0.00
98	NONREINFORCED	SF	433.00	\$10.00	\$4,330.00	433.00	\$4,330.00	\$0.00

LINE ITEM	DESCRIPTION	UNIT	CURRENT CONTRACT QUANTITY	UNIT PRICE	EXTENDED PRICE	ADJUSTED QUANTITY	ADJUSTED PRICE	NET CHANGE
99	BARB WIRE, INSTALL AND SALVAGE)	LF	223.00	\$6.25	\$1,393.75	223.00	\$1,393.75	\$0.00
100	WIRE, INSTALL AND REMOVE)	LF	157.00	\$26.00	\$4,082.00	225.00	\$5,850.00	\$1,768.00
101	6' HIGH CEDAR PRIVACY FENCE	LF	45.00	\$38.00	\$1,710.00	45.00	\$1,710.00	\$0.00
102	WHITE	LF	672.00	\$0.53	\$356.16	672.00	\$356.16	\$0.00
103	YELLOW	LF	134.00	\$0.53	\$71.02	134.00	\$71.02	\$0.00
104	ARROW	EA	2.00	\$110.00	\$220.00	2.00	\$220.00	\$0.00
105	TRAFFIC CONTROL	LS	1.00	\$9,800.00	\$9,800.00	1.00	\$9,800.00	\$0.00
106	FLAGGING	HR	240.00	\$35.00	\$8,400.00	240.00	\$8,400.00	\$0.00
107	MESSAGE SIGN	EA	1.00	\$6,300.00	\$6,300.00	1.00	\$6,300.00	\$0.00
108	CONTROL MOVEABLE CONCRETE	EA	50.00	\$258.83	\$12,941.50	50.00	\$12,941.50	\$0.00
109	CONCRETE BARRIER	EA	43.00	\$125.00	\$5,375.00	43.00	\$5,375.00	\$0.00
110	END PROTECTION	EA	2.00	\$6,000.00	\$12,000.00	2.00	\$12,000.00	\$0.00
111	CONCRETE BARRIER END	EA	2.00	\$2,500.00	\$5,000.00	2.00	\$5,000.00	\$0.00
112	END PROTECTION MODULE SET OR	EA	1.00	\$125.00	\$125.00	1.00	\$125.00	\$0.00
113	BOX	EA	15.00	\$80.00	\$1,200.00	15.00	\$1,200.00	\$0.00
114	FLUSH MOUNTED TEST STATION	EA	5.00	\$240.00	\$1,200.00	5.00	\$1,200.00	\$0.00
115	AASHTO T189 SOIL TEST	EA	4.00	\$160.00	\$640.00	4.00	\$640.00	\$0.00
116	FIBER MULCH, STABILIZATION	SY	2,000.00	\$1.45	\$2,900.00	2,000.00	\$2,900.00	\$0.00
117	VALVE	EA	4.00	\$4,000.00	\$16,000.00	4.00	\$16,000.00	\$0.00
118	STRAIGHTEN VALVE BOX	EA	2.00	\$300.00	\$600.00	2.00	\$600.00	\$0.00
119	ROCK EXCAVATION	CY	100.00	\$100.00	\$10,000.00	163.00	\$16,300.00	\$6,300.00
120	ABANDON WATER SERVICE	EA	0	\$2,500.00	\$0.00	1	\$2,500.00	\$2,500.00
TOTAL					\$959,763.98		\$989,691.98	\$29,928.00

C.C.O. HISTORY INCREASE/(DECREASE)			PRIOR ADJUSTED CONTRACT PRICE :	\$959,763.98
CCO #1	\$29,928.00		NET INCREASE/(DECREASE):	\$29,928.00
	\$0.00		ADJUSTED CONTRACT PRICE:	\$989,691.98
	\$0.00		CHANGE TO DATE:	\$29,928.00

	5/18/2016
CONTRACTOR: MAINLINE CONTRACTING	DATE
	5/18/16
PROJECT MANAGER: KLARE SCHROEDER, P.E.	DATE
	5-19-16
CITY ENGINEER: DALE TECH, P.E. / L.S.	DATE
MAYOR: STEVE ALLENDER	DATE
FINANCE: PAULINE SUMPTION	DATE
CONTRACT TIME CHANGE +/-: 0	NEW CONTRACT TIME: Days



City Staff recommends approval of this Change Order #1 to MAINLINE CONTRACTING for an increase OF \$29,928.00 based on unit pricing with the following appropriation:

Initial Funding	\$151,158.40	\$88,401.74	\$164,639.35	\$555,564.49		\$959,763.98
Fund Type	Sanitary Sewer	Water	Non-City Funds	AB 28 Assessments		
Department	0834	0933	0102	0104		
Line Item	4380	4381	4370	4371		
Fund	0604	0602	0605	0505		
CCO #1	\$0.00	\$29,928.00	\$0.00	\$0.00		\$29,928.00
						\$0.00
						\$0.00
Adjusted Funding	\$151,158.40	\$118,329.74	\$164,639.35	\$555,564.49	\$989,691.98	\$989,691.98

FUNDING TYPE		Sanitary Sewer		Water		Non-City Funds		SAB 28 Assessments		
COST CENTER		0834		0933		0102		104		
LINE ITEM		4380		4381		4370		4371		
FUND		0604		0602		0505		0505		
ITEM NO.	DESCRIPTION OF ITEM	AMOUNT	PERCENT	AMOUNT	PERCENT	AMOUNT	PERCENT	AMOUNT	PERCENT	
1	MOBILIZATION	0.00	8%	0.00	92%	0.00	0%	0.00	0%	100%
2	INCIDENTAL	0.00	8%	0.00	92%	0.00	0%	0.00	0%	100%
3	CONSTRUCTION STAKING	0.00	8%	0.00	92%	0.00	0%	0.00	0%	100%
4	REESTABLISH PROPERTY CORNER	0.00	0%	0.00	100%	0.00	0%	0.00	0%	100%
5	CLEARING AND GRUBBING, TREES	0.00	0%	2,550.00	100%	0.00	0%	0.00	0%	100%
6	CLEARING AND GRUBBING	0.00	0%	0.00	100%	0.00	0%	0.00	0%	100%
7	REMOVE & TRANSPLANT TREE 1"	0.00	0%	0.00	100%	0.00	0%	0.00	0%	100%
8	REMOVE MANHOLE	0.00	100%	0.00	0%	0.00	0%	0.00	0%	100%
9	REMOVE CURB STOP & BOX	0.00	0%	0.00	100%	0.00	0%	0.00	0%	100%
10	REMOVE WATER VALVE & BOX	0.00	0%	0.00	100%	0.00	0%	0.00	0%	100%
11	REMOVE AC PAVEMENT	0.00	8%	0.00	92%	0.00	0%	0.00	0%	100%
12	REMOVE CONCRETE CURB & GUT	0.00	0%	0.00	100%	0.00	0%	0.00	0%	100%
13	REMOVE PCC SIDEWALK	0.00	0%	2,365.00	100%	0.00	0%	0.00	0%	100%
14	REMOVE CONCRETE FILLET	0.00	0%	0.00	100%	0.00	0%	0.00	0%	100%
15	REMOVE AND RESET RETAINING	0.00	0%	0.00	100%	0.00	0%	0.00	0%	100%
16	REMOVE AND RESET SPRINKLER	0.00	0%	0.00	100%	0.00	0%	0.00	0%	100%
17	REMOVE AND REPLACE GRAVEL	0.00	0%	0.00	100%	0.00	0%	0.00	0%	100%
18	REMOVE AND RESET FENCE (CHA	0.00	0%	14,445.00	100%	0.00	0%	0.00	0%	100%
19	REMOVE AND RESET FENCE (WO	0.00	0%	0.00	100%	0.00	0%	0.00	0%	100%
20	REMOVE AND RESET FENCE W/WI	0.00	0%	0.00	100%	0.00	0%	0.00	0%	100%
21	REMOVE & RESET SIGN	0.00	0%	0.00	100%	0.00	0%	0.00	0%	100%
22	TOPSOIL, FURNISH & PLACE	0.00	0%	0.00	100%	0.00	0%	0.00	0%	100%
23	TOPSOIL, STOCKPILE & REPLACE	0.00	0%	0.00	100%	0.00	0%	0.00	0%	100%
24	SODDING	0.00	0%	0.00	100%	0.00	0%	0.00	0%	100%
25	SEEDING, FERTILIZING, & MULCHI	0.00	0%	0.00	100%	0.00	0%	0.00	0%	100%
26	SEEDING, FERTILIZING, & MULCHI	0.00	0%	0.00	100%	0.00	0%	0.00	0%	100%
27	SEWER AND WATER MAIN INSULA	0.00	0%	0.00	100%	0.00	0%	0.00	0%	100%
28	WATER MAIN CONCRETE ENCASE	0.00	0%	0.00	100%	0.00	0%	0.00	0%	100%

29	CONTROLLED LOW STRENGTH BA	0.00	0%	0.00	100%	0.00	0%	0.00	0%	100%
30	IMPORTED BACKFILL MATERIAL (3	0.00	0%	0.00	100%	0.00	0%	0.00	0%	100%
31	TYPE II FOUNDATION MATERIAL	0.00	0%	0.00	100%	0.00	0%	0.00	0%	100%
32	TYPE III FOUNDATION MATERIAL	0.00	0%	0.00	100%	0.00	0%	0.00	0%	100%
33	10" PVC SEWER MAIN (8'-10')	0.00	100%	0.00	0%	0.00	0%	0.00	0%	100%
34	15" PVC SEWER MAIN (8'-10')	0.00	100%	0.00	0%	0.00	0%	0.00	0%	100%
35	15" PVC SEWER MAIN (10'-12')	0.00	100%	0.00	0%	0.00	0%	0.00	0%	100%
36	15" PVC SEWER MAIN (12'-14')	0.00	100%	0.00	0%	0.00	0%	0.00	0%	100%
37	STANDARD MANHOLE, 48"	0.00	100%	0.00	0%	0.00	0%	0.00	0%	100%
38	STANDARD MANHOLE, 60"	0.00	100%	0.00	0%	0.00	0%	0.00	0%	100%
39	DROP MANHOLE, 60"	0.00	100%	0.00	0%	0.00	0%	0.00	0%	100%
40	EXTRA MANHOLE DEPTH, 48"	0.00	100%	0.00	0%	0.00	0%	0.00	0%	100%
41	EXTRA MANHOLE DEPTH, 60"	0.00	100%	0.00	0%	0.00	0%	0.00	0%	100%
42	BYPASS PUMPING	0.00	100%	0.00	0%	0.00	0%	0.00	0%	100%
43	4" PVC WATER MAIN C-900, DR18	0.00	0%	0.00	100%	0.00	0%	0.00	0%	100%
44	6" PVC WATER MAIN C-900, DR18	0.00	0%	0.00	100%	0.00	0%	0.00	0%	100%
45	8" PVC WATER MAIN C-900, DR18	0.00	0%	0.00	100%	0.00	0%	0.00	0%	100%
46	12" PVC WATER MAIN C-900, DR 1	0.00	0%	0.00	100%	0.00	0%	0.00	0%	100%
47	16" PVC WATER MAIN C-905, DR 2	0.00	0%	0.00	100%	0.00	0%	0.00	0%	100%
48	PIPE SCHOOL FOR WATER MAIN I	0.00	0%	0.00	100%	0.00	0%	0.00	0%	100%
49	4" 45 DEGREE BEND	0.00	0%	0.00	100%	0.00	0%	0.00	0%	100%
50	6" 45 DEGREE BEND	0.00	0%	0.00	100%	0.00	0%	0.00	0%	100%
51	8" 11.25 DEGREE BEND	0.00	0%	0.00	100%	0.00	0%	0.00	0%	100%
52	8" 22.5 DEGREE BEND	0.00	0%	0.00	100%	0.00	0%	0.00	0%	100%
53	8" 45 DEGREE BEND	0.00	0%	0.00	100%	0.00	0%	0.00	0%	100%
54	8" 90 DEGREE BEND	0.00	0%	0.00	100%	0.00	0%	0.00	0%	100%
55	12" 45 DEGREE BEND	0.00	0%	0.00	100%	0.00	0%	0.00	0%	100%
56	16" 45 DEGREE BEND	0.00	0%	0.00	100%	0.00	0%	0.00	0%	100%
57	16" X 8" CROSS	0.00	0%	0.00	100%	0.00	0%	0.00	0%	100%
58	4" STANDARD COUPLING	0.00	0%	0.00	100%	0.00	0%	0.00	0%	100%
59	6" STANDARD COUPLING	0.00	0%	0.00	100%	0.00	0%	0.00	0%	100%
60	8" STANDARD COUPLING	0.00	0%	0.00	100%	0.00	0%	0.00	0%	100%
61	16" STANDARD COUPLING	0.00	0%	0.00	100%	0.00	0%	0.00	0%	100%
62	8" HIGH DEFLECTION COUPLING	0.00	0%	0.00	100%	0.00	0%	0.00	0%	100%
63	12" HIGH DEFLECTION COUPLING	0.00	0%	0.00	100%	0.00	0%	0.00	0%	100%
64	16" HIGH DEFLECTION COUPLING	0.00	0%	0.00	100%	0.00	0%	0.00	0%	100%

65	4" MJ PLUG	0.00	0%	0.00	100%	0.00	0%	0.00	0%	100%
66	12" MJ PLUG	0.00	0%	0.00	100%	0.00	0%	0.00	0%	100%
67	16" MJ PLUG	0.00	0%	0.00	100%	0.00	0%	0.00	0%	100%
68	8" X 6" REDUCER	0.00	0%	0.00	100%	0.00	0%	0.00	0%	100%
69	12"X8" REDUCER	0.00	0%	0.00	100%	0.00	0%	0.00	0%	100%
70	8" X 8" X 4" TEE	0.00	0%	0.00	100%	0.00	0%	0.00	0%	100%
71	8" X 8" X 6" TEE	0.00	0%	0.00	100%	0.00	0%	0.00	0%	100%
72	8" X 8" X 8" TEE	0.00	0%	0.00	100%	0.00	0%	0.00	0%	100%
73	12" X 12" X 6" TEE	0.00	0%	0.00	100%	0.00	0%	0.00	0%	100%
74	12" X 12" X 8" TEE	0.00	0%	0.00	100%	0.00	0%	0.00	0%	100%
75	12" X 12" X 12" TEE	0.00	0%	0.00	100%	0.00	0%	0.00	0%	100%
76	4" GATE VALVE W/BOX	0.00	0%	0.00	100%	0.00	0%	0.00	0%	100%
77	8" GATE VALVE W/ BOX	0.00	0%	0.00	100%	0.00	0%	0.00	0%	100%
78	12" GATE VALVE W/BOX	0.00	0%	0.00	100%	0.00	0%	0.00	0%	100%
79	16" GATE VALVE W/BOX	0.00	0%	0.00	100%	0.00	0%	0.00	0%	100%
80	FIRE HYDRANT W/AUX VALVE, BO	0.00	0%	0.00	100%	0.00	0%	0.00	0%	100%
81	CONNECT TO EXISTING WATER M	0.00	0%	0.00	100%	0.00	0%	0.00	0%	100%
82	EROSION CONTROL BLANKET (TY	0.00	0%	0.00	100%	0.00	0%	0.00	0%	100%
83	CONCRETE WASHOUT AREA	0.00	0%	0.00	100%	0.00	0%	0.00	0%	100%
84	SWEEPING	0.00	0%	0.00	100%	0.00	0%	0.00	0%	100%
85	GRAVEL FILTER SOCKS	0.00	0%	0.00	100%	0.00	0%	0.00	0%	100%
86	REMOVE AND RESET GRAVEL FIL	0.00	0%	0.00	100%	0.00	0%	0.00	0%	100%
87	REMOVE GRAVEL FILTER SOCKS	0.00	0%	0.00	100%	0.00	0%	0.00	0%	100%
88	SEDIMENT CONTROL WATTLE (9"	0.00	0%	0.00	100%	0.00	0%	0.00	0%	100%
89	REMOVE AND RESET SEDIMENT C	0.00	0%	0.00	100%	0.00	0%	0.00	0%	100%
90	REMOVE SEDIMENT CONTROL WA	0.00	0%	0.00	100%	0.00	0%	0.00	0%	100%
91	AGGREGATE BASE COURSE, 3/4"	0.00	0%	0.00	100%	0.00	0%	0.00	0%	100%
92	GRAVEL SURFACING, PERMANEN	0.00	0%	0.00	100%	0.00	0%	0.00	0%	100%
93	GRAVEL SURFACING, TEMPORAR	0.00	0%	0.00	100%	0.00	0%	0.00	0%	100%
94	CLEAN SAND	0.00	0%	0.00	100%	0.00	0%	0.00	0%	100%
95	AC PATCHING, CLASS E, TYPE 1 P	0.00	8%	0.00	92%	0.00	0%	0.00	0%	100%
96	CONCRETE CURB & GUTTER, TYP	0.00	0%	0.00	100%	0.00	0%	0.00	0%	100%
97	CONCRETE FILLET & PAN, 6" REIN	0.00	0%	0.00	100%	0.00	0%	0.00	0%	100%
98	CONCRETE SIDEWALK, 4" NONRE	0.00	0%	0.00	100%	0.00	0%	0.00	0%	100%

99	TEMPORARY FENCE (4 STRAND B	0.00	0%	0.00	100%	0.00	0%	0.00	0%	100%
100	TEMPORARY FENCE (5' WOVEN W	0.00	0%	1,768.00	100%	0.00	0%	0.00	0%	100%
101	6' HIGH CEDAR PRIVACY FENCE	0.00	0%	0.00	100%	0.00	0%	0.00	0%	100%
102	PAVEMENT MARKING PAINT, 4" W	0.00	0%	0.00	100%	0.00	0%	0.00	0%	100%
103	PAVEMENT MARKING PAINT, 4" YE	0.00	0%	0.00	100%	0.00	0%	0.00	0%	100%
104	PAVEMENT MARKING PAINT, ARR	0.00	0%	0.00	100%	0.00	0%	0.00	0%	100%
105	TRAFFIC CONTROL	0.00	8%	0.00	92%	0.00	0%	0.00	0%	100%
106	FLAGGING	0.00	0%	0.00	100%	0.00	0%	0.00	0%	100%
107	SOLAR POWERED CHANGEABLE T	0.00	0%	0.00	100%	0.00	0%	0.00	0%	100%
108	CONTRACTOR SUPPLIED TRAFFIC	0.00	0%	0.00	100%	0.00	0%	0.00	0%	100%
109	REMOVE AND RESET MOVEABLE	0.00	0%	0.00	100%	0.00	0%	0.00	0%	100%
110	TEMPORARY CONCRETE BARRIER	0.00	0%	0.00	100%	0.00	0%	0.00	0%	100%
111	REMOVE AND RESET TEMPORAR	0.00	0%	0.00	100%	0.00	0%	0.00	0%	100%
112	TEMPORARY CONCRETE BARRIER	0.00	0%	0.00	100%	0.00	0%	0.00	0%	100%
113	FLUSH MOUNTED TRACER WIRE E	0.00	0%	0.00	100%	0.00	0%	0.00	0%	100%
114	FLUSH MOUNTED TEST STATION	0.00	0%	0.00	100%	0.00	0%	0.00	0%	100%
115	AASHTO T189 SOIL TEST	0.00	25%	0.00	75%	0.00	0%	0.00	0%	100%
116	FIBER MULCH, STABILIZATION	0.00	0%	0.00	100%	0.00	0%	0.00	0%	100%
117	REMOVE AND REPLACE 6" GATE V	0.00	0%	0.00	100%	0.00	0%	0.00	0%	100%
118	STRAIGHTEN VALVE BOX	0.00	0%	0.00	100%	0.00	0%	0.00	0%	100%
119	ROCK EXCAVATION	0.00	0%	6,300.00	100%	0.00	0%	0.00	0%	100%
120	ABANDON WATER SERVICE	0.00	0%	2,500.00	100%	0.00	0%	0.00	0%	
		\$0.00		\$29,928.00		\$0.00		\$0.00		\$29,928.00