16PD017

RECEIVED
MAR 2 4 2016
RAPID CITY COMMUNITY PLANNING
& DEVELOPMENT SERVICES

General Notes

1. All construction shall comply with the 2009 IBC as required by governing building department.
2. General Contractor shall be responsible for all construction quality, techniques and safety procedures. As well as the coordination of work by all sub-contractors. Verify and notify(ing) of evidence discrepancies of materials.
3. Installation and use shall be in compliance with manufacturer's recommendations, specifications and building codes.
4. All dimensions on the plans shall be chosen against the n/a actual sizes. Do not scale dimensions. Printer contact the party person for any missing or unreadable dimension. All D'mensions are surface of stud or surface of stud or surface of conc.
5. All exterior wall is 2x6 studs @ 16" o.c. w/ r/w minimum rated.
6. All interior wall is 2x4 studs @ 16" o.c. unless otherwise noted.
7. All doors are 6'8" vertical through openings and shades and door manufacturer.

PROJECT DATA (2009 IBC)

PROJECT ADDRESS: [illegible] RAPID CITY, SD

OCCUPANCY: GROUP R-2 (SECT 310)

CONSTRUCTION TYPE: TYPE V-B (SECTION 602) X TABLE 503)

ALLOWABLE SQ. FT.: 7000 SQ. FT. FLOOR (SECTION 503 TABLE 503)

ACTUAL SQ. FT.: 14000 SQ. FT.

ALLOWABLE STORIES (SECTION 504 TABLE 503)

BASIC ALLOWED HEIGHT = 2 + 1 STORIES PROPOSED = 2 + 1 HEIGHT = 60' ALLOWED

INCREASE FOR FIRE SPRINKLER SYSTEM (SECTION 504.2) = 3 STORIES = 90' ALLOWED

ACTUAL STORIES = HEIGHT = 3 STORIES, 45 0"

TYPE OF CONSTRUCTION - FIRE RESISTIVE REQUIREMENTS (CHAPTER 6, TABLE 601)

STRUCTURAL FRAME	= 0 HOURS
EXTERIOR WALLS - BEARING	= 0 HOURS
INTERIOR WALLS - BEARING	= 0 HOURS
EXTERIOR WALLS - NONBEARING	= 0 HOURS
INTERIOR WALLS - NONBEARING	= 0 HOURS
FLOORS/FLOOR/CEILING	= 1 HOURS
ROOFS/ROOF/CEILING	= 1 HOURS
STAIR AND EXIT ENCLOSURE	= 1 HOURS

FIRE RESISTANCE RATED (IN WALLS (SECTION 706.4)

EXCEPTION 1% FIRE BLOCKING AND DRAFT STOPS NOT REQUIRED AT PARTITION LINES IN GROUP R-2 BUILDINGS THAT DO NOT EXCEED 4 STORIES, PROVIDED THE ATTIC SPACE IS ABSOLUTELY DEVOID OF CONCEALED SPACES EXCEEDING 1,000 SQ. FT.

DRAFT STOP BETWEEN UNITS AT PARTY WALL (SECTION 708.4)

EXCEPTION 1% SUPPORTING STRUCTURE SHALL BE PROTECTED TO AFFORD THE REQUIRED FIRE RESISTANCE RATING OF THE HORIZONTAL ASSEMBLY. (DOUBLE LAYER OF TYPE X 5/8" ON 2X6 ROOF DRAW)

FIRE PROTECTION REQUIREMENTS - (SECTION 903)

AUTOMATIC SPRINKLER SYSTEM INSTALLED THROUGHOUT BUILDING IN ACCORDANCE WITH SECTION 903.2.8 GROUP R-2

Front Elevation
1/4" = 1'-0"

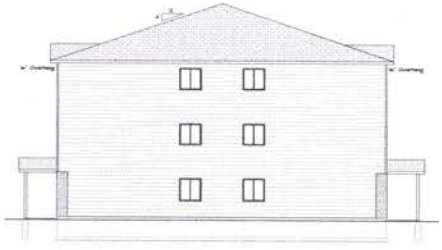

Right Elevation
1/8" = 1'-0"

Rear Elevation
1/8" = 1'-0"

Left Elevation
1/8" = 1'-0"

Advanced Home Design, LLC
Phone (605) 787-6937
Cell (605) 484-0323
jaclee@iw.com

Select Construction
Kateland 12 Plex
Jeremy Muth (605) 391-5339

Sheet No. 6 OF 6
Date Plotted
Date 2/9/16
Scale 1/4"=1'-0"
Plan Date Revisions

Sheet 1 of 6

16PD017

RECEIVED

MAR 2 4 2016

RAPID CITY COMMUNITY PLANNING
& DEVELOPMENT SERVICES

ROOF NOTES:

PREMANUF. TRUSSES 2' O.C.
ASPHALT SHINGLES
15# FELT
PROPER VENT BETWEEN
EVERY OTHER TRUSS
7/16" OSB ROOF SHEATHING
GALV. MTL. FLASHING
METAL GUTTER & DOWNSPOUTS
2x6 WHT. WD. FASCIA
CONT. MTL.
SOFFIT VENTS

EXT. WALL NOTES:

HOUSEWRAP
7/16" OSB. WALL SHTG.
PREFINISHED SIDING
2X6 GREEN TREAT SILL PLATE
W/SILL SEALER
1/2" X 8 ANCHOR BOLT
6' 0" O.C.
PROPOSED FDN./FTG.
8" CONC. FDN. W/FND.
COATING W/ 16" X 8" CONC. FTG.
REINFORCED AS REQ.
INFILTRATION BARRIER
PERIMETER DRAIN TILE W/
GRAVEL BED

ROOF IS ONLY A REPRESENTATION REFER TO MANUF. PLANS FOR ALL DETAILS

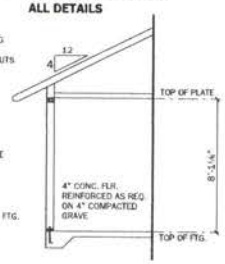

WALL DETAIL

SCALE : 1/4" = 1'-0" **(TYPICAL)**

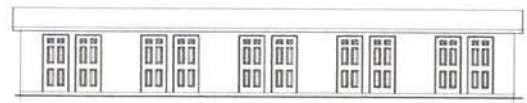

REAR ELEVATION

SCALE : 1/8" = 1'-0"

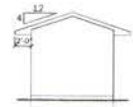

LEFT ELEVATION

SCALE : 1/8" = 1'-0"

RIGHT ELEVATION

SCALE : 1/8" = 1'-0"

FRONT ELEVATION

SCALE : 1/4" = 1'-0"

Drawn For: **SELECT CONSTRUCTION**
Contractor: JEREMY MUTH
Drawn By: ROD BUSETTI
Date: 01/11/16
Category: **LOT 1 BLK. 1 KAITLEEN**

PRO-Build
Rapid City, S.D.
Phone (605) 343-1115
Fax (605) 388-6738

PRO-Build

Customers Signature

Date

Acknowledged by

• IMPORTANT •

These drawings may not meet additional building codes
These drawings may need to be submitted to your specific project
Check with local building offices about a building permit

ELEVATIONS
Date: 01/11/16
Revision Date: 06/08/16

THE STATE OF SOUTH DAKOTA DOES NOT REQUIRE RESIDENTIAL HOUSE PLANS TO BE DESIGNED/AND DRAFTED BY A LICENSED ARCHITECT. THEREFORE, THIS HOME PLAN HAS NOT BEEN DESIGNED OR APPROVED BY A LICENSED ARCHITECT AND DOES NOT INCLUDE A REGISTERED ARCHITECT'S "STAMP". DEPENDING UPON WHERE THIS HOME IS TO BE BUILT AND THE LAWS GOVERNING THAT PARTICULAR AREA, A PLAN FOR A RESIDENTIAL STRUCTURE MAY REQUIRE TO HAVE A LICENSED ARCHITECT'S APPROVAL PRIOR TO CONSTRUCTION. IT IS SUGGESTED THAT A LICENSED ARCHITECT APPROVE THE PLAN AND THE APPLICATION OF THE PLAN FOR THE PARTICULAR LOCATION.