

BID AWARD SUMMARY

LETTING DATE: November 13, 2018

PROJECT: St Cloud Street Reconstruction
Project No. 15-2279 / CIP No. 50796

RECOMMENDATION: Award Total Bid in the amount of \$1,292,647.15 to Site Works Specialists, Inc. at the November 19, 2018 Council Meeting.

BIDDERS' SUMMARY


<u>CONTRACTORS</u>	<u>TOTAL BID</u>
Site Work Specialists, Inc.	\$1,292,647.15
Heavy Constructors, Inc.	\$1,326,503.17
Highmark, Inc.	\$1,425,197.95
R.C.S. Construction, Inc.	\$1,445,050.06
Mainline Contracting, Inc.	\$1,595,970.80

City staff recommends awarding this project to for the total bid amount of \$1,292,647.15 based on unit pricing with the following appropriation:

	TOTAL	Wastewater Replacement	Water Replacement	CIP / Street	CIP / Drainage
FUNDING SOURCE					
ADVERTISING AUTHORITY	\$1,425,000.00	\$357,000.00	\$393,000.00	\$275,000.00	\$400,000.00
ENGINEER'S ESTIMATE	\$1,410,000.00				

APPROPRIATION DATA:

	TOTAL	Wastewater Replacement	Water Replacement	CIP/Streets	CIP/Drainage
FUNDING SOURCE					
COST CENTER		833	933	8910	8911
LINE ITEM		4380	4381	4370	4371
FUNDING CENTER		604	602	505	505
BID AMOUNT	\$1,292,647.15	\$333,466.42	\$341,299.45	\$253,004.02	\$364,877.26

PROJECT MANAGER: 
Sara Odden, PE
City of Rapid City

DATE: 11/14/2018

PROJECT NAME: St. Cloud Street Reconstruction

PROJECT NUMBER: PROJECT NO. 15-2279 / CIP NO. 50796

LET DATE: November 13, 2018

LOW BID AMOUNT: \$1,292,647.15

ITEM NO.	STD. BID ITEM NO.	DESCRIPTION OF ITEM	UNIT	QTY (EST)	ENGINEER'S ESTIMATE		SITE WORK SPECIALISTS, INC.		HEAVY CONSTRUCTORS, INC.		HIGHMARK, INC		R.C.S. CONSTRUCTION, INC.		MAINLINE CONTRACTING, INC.	
					UNIT COST	TOTAL COST	UNIT COST	TOTAL COST	UNIT COST	TOTAL COST	UNIT COST	TOTAL COST	UNIT COST	TOTAL COST	UNIT COST	TOTAL COST
1	001.01	MOBILIZATION	LS	1.00	\$85,950.00	\$85,950.00	\$45,000.00	\$45,000.00	\$71,020.03	\$71,020.03	\$113,850.00	\$113,850.00	\$123,355.53	\$123,355.53	\$78,800.00	\$78,800.00
2	001.02	INCIDENTAL WORK	LS	1.00	\$78,392.70	\$78,392.70	\$60,000.00	\$60,000.00	\$69,815.97	\$69,815.97	\$83,000.00	\$83,000.00	\$136,740.89	\$136,740.89	\$150,820.00	\$150,820.00
3	001.03	CONSTRUCTION STAKING	LS	1.00	\$17,650.00	\$17,650.00	\$9,500.00	\$9,500.00	\$9,213.19	\$9,213.19	\$10,500.00	\$10,500.00	\$11,415.17	\$11,415.17	\$10,500.00	\$10,500.00
4	001.04	REESTABLISH PROPERTY CORNERS	EA	5.00	\$216.00	\$1,080.00	\$1,000.00	\$5,000.00	\$223.29	\$1,116.45	\$225.00	\$1,125.00	\$276.00	\$1,380.00	\$210.00	\$1,050.00
5	A01.01	CLEAR AND GRUB TREES (VARIOUS SIZE)	EA	1.00	\$637.00	\$637.00	\$1,250.00	\$1,250.00	\$1,391.20	\$1,391.20	\$1,700.00	\$1,700.00	\$1,098.71	\$1,099.71	\$1,350.00	\$1,350.00
6	A02.01	CLEAR AND GRUB, STUMP	EA	2.00	\$335.00	\$670.00	\$750.00	\$1,500.00	\$497.09	\$994.18	\$700.00	\$1,400.00	\$379.84	\$759.68	\$250.00	\$500.00
7	A03.01	CLEARING AND GRUBBING	LS	1.00	\$5,100.00	\$5,100.00	\$10,000.00	\$10,000.00	\$9,125.89	\$9,125.89	\$8,700.00	\$8,700.00	\$2,778.23	\$2,778.23	\$4,660.00	\$4,660.00
8	B01.03	REMOVE SANITARY SEWER MANHOLE	EA	5.00	\$880.00	\$4,400.00	\$750.00	\$3,750.00	\$922.94	\$4,614.70	\$1,200.00	\$6,000.00	\$586.04	\$2,930.20	\$715.00	\$3,575.00
9	B03.01	REMOVE STORM SEWER	LF	163.00	\$13.25	\$2,159.75	\$10.00	\$1,630.00	\$17.51	\$2,854.13	\$20.00	\$3,260.00	\$16.64	\$2,712.32	\$14.75	\$2,404.25
10	B03.10	REMOVE STORM SEWER INLET	EA	1.00	\$434.00	\$434.00	\$800.00	\$800.00	\$478.73	\$478.73	\$1,200.00	\$1,200.00	\$586.04	\$586.04	\$420.00	\$420.00
11	B05.01	REMOVE GRAVEL SURFACING	SY	138.00	\$2.90	\$400.20	\$8.00	\$1,104.00	\$5.23	\$721.74	\$7.00	\$966.00	\$2.75	\$379.50	\$7.50	\$1,035.00
12	B05.10	REMOVE ASPHALT CONCRETE PAVEMENT	SY	3,716.00	\$6.40	\$23,782.40	\$8.50	\$31,586.00	\$4.55	\$16,907.80	\$8.00	\$29,728.00	\$5.46	\$20,289.36	\$6.00	\$22,296.00
13	B05.15	REMOVE PCC DRIVEWAY/APPROACH PAVEMENT	SY	386.00	\$10.25	\$3,956.50	\$11.00	\$4,246.00	\$22.50	\$8,685.00	\$10.00	\$3,860.00	\$4.12	\$1,590.32	\$9.80	\$3,782.80
14	B05.18	REMOVE CONCRETE CURB AND GUTTER	LF	1,423.00	\$7.20	\$10,245.60	\$5.50	\$7,826.50	\$5.02	\$7,143.46	\$5.00	\$7,115.00	\$2.75	\$3,913.25	\$2.50	\$3,557.50
15	B05.20	REMOVE CONCRETE DRAIN PAN	SY	36.00	\$27.50	\$990.00	\$22.00	\$792.00	\$17.85	\$642.60	\$15.00	\$540.00	\$4.12	\$148.32	\$12.00	\$432.00
16	B05.25	REMOVE CONCRETE SIDEWALK	SF	2,862.00	\$2.50	\$7,155.00	\$2.00	\$5,724.00	\$0.77	\$2,203.74	\$2.50	\$7,155.00	\$2.75	\$7,870.50	\$1.15	\$3,291.30
17	B05.27	REMOVE RETAINING WALL	LF	288.00	\$13.50	\$3,888.00	\$10.00	\$2,880.00	\$20.89	\$6,016.32	\$20.00	\$5,760.00	\$11.09	\$3,193.92	\$10.75	\$3,096.00
18	B08.01	REMOVE FENCE	LF	81.00	\$8.00	\$648.00	\$5.00	\$405.00	\$9.40	\$761.40	\$8.00	\$648.00	\$8.39	\$679.59	\$6.30	\$510.30
19	B08.05	REMOVE AND SALVAGE SIGN	EA	5.00	\$73.50	\$367.50	\$110.00	\$550.00	\$46.37	\$231.85	\$45.50	\$227.50	\$53.59	\$267.95	\$50.00	\$250.00
20	C01.01	AASHTO T-180 TESTS	EA	4.00	\$205.00	\$820.00	\$175.00	\$700.00	\$185.90	\$743.60	\$180.00	\$720.00	\$214.37	\$857.48	\$200.00	\$800.00
21	C02.01	UNCLASSIFIED EXCAVATION	CY	2,947.00	\$12.75	\$37,574.25	\$22.50	\$66,307.50	\$11.96	\$35,246.12	\$10.00	\$29,470.00	\$10.38	\$30,589.86	\$19.00	\$55,993.00

22	C02.02	UNCLASSIFIED EXCAVATION W/ DIGOUTS	CY	100.00	\$47.50	\$4,750.00	\$15.00	\$1,500.00	\$63.87	\$6,387.00	\$15.00	\$1,500.00	\$25.13	\$2,513.00	\$75.09	\$7,509.00
23	C02.09	EXCAVATION, UNDERCUT	CY	1,338.00	\$11.00	\$14,718.00	\$7.25	\$9,700.50	\$13.74	\$18,384.12	\$6.00	\$8,028.00	\$4.85	\$6,489.30	\$9.00	\$12,042.00
24	C03.01	IMPORT FILL MATERIAL, GRADING	CY	100.00	\$16.00	\$1,600.00	\$9.50	\$950.00	\$27.51	\$2,751.00	\$16.00	\$1,600.00	\$9.65	\$965.00	\$20.00	\$2,000.00
25	C07.03	TOPSOIL, SALVAGE	CY	401.00	\$6.75	\$2,706.75	\$8.50	\$3,408.50	\$17.98	\$7,209.98	\$6.00	\$2,406.00	\$4.12	\$1,652.12	\$30.00	\$12,030.00
26	C07.04	TOPSOIL, STOCKPILE AND REPLACE	CY	401.00	\$15.00	\$6,015.00	\$25.00	\$10,025.00	\$29.09	\$11,665.09	\$8.00	\$3,208.00	\$30.07	\$12,058.07	\$40.00	\$16,040.00
27	C07.05	SODDING	SY	4,402.00	\$8.00	\$35,216.00	\$7.50	\$33,015.00	\$6.67	\$29,361.34	\$8.10	\$35,656.20	\$6.70	\$29,493.40	\$6.25	\$27,512.50
28	C08.02	SEEDING, FERTILIZING, AND MULCHING	SY	285.00	\$1.50	\$427.50	\$1.50	\$427.50	\$3.65	\$1,040.25	\$1.75	\$498.75	\$1.34	\$381.90	\$3.75	\$1,068.75
29	C09.01	4" UNDERDRAIN PIPE	LF	526.00	\$12.75	\$6,706.50	\$15.00	\$7,890.00	\$9.99	\$5,254.74	\$16.50	\$8,679.00	\$13.71	\$7,211.46	\$14.25	\$7,495.50
30	C10.01	4" UNDERDRAIN LINE CLEANOUT	EA	2.00	\$160.00	\$320.00	\$450.00	\$900.00	\$215.28	\$430.56	\$385.00	\$770.00	\$353.62	\$707.24	\$150.00	\$300.00
31	C11.01	CONNECT 4" UNDERDRAIN TO INLET	EA	7.00	\$325.00	\$2,275.00	\$400.00	\$2,800.00	\$86.40	\$604.80	\$250.00	\$1,750.00	\$209.82	\$1,468.74	\$350.00	\$2,450.00
32	D06.02	PIPELINE ENCASEMENT	LF	118.00	\$69.00	\$8,142.00	\$60.00	\$7,080.00	\$81.25	\$9,587.50	\$55.00	\$6,490.00	\$62.33	\$7,354.94	\$65.00	\$7,670.00
33	D07.01	WATER AND SEWER INSULATION	SF	100.00	\$7.00	\$700.00	\$10.00	\$1,000.00	\$12.80	\$1,280.00	\$15.00	\$1,500.00	\$6.44	\$644.00	\$9.80	\$980.00
34	D08.01	CONTROLLED LOW STRENGTH MATERIAL (TRENCH)	CY	100.00	\$135.00	\$13,500.00	\$160.00	\$16,000.00	\$190.77	\$19,077.00	\$110.00	\$11,000.00	\$143.90	\$14,390.00	\$150.00	\$15,000.00
35	D08.02	IMPORTED BACKFILL MATERIAL (TRENCH)	CY	100.00	\$24.75	\$2,475.00	\$10.00	\$1,000.00	\$25.78	\$2,578.00	\$16.00	\$1,600.00	\$9.65	\$965.00	\$20.00	\$2,000.00
36	D09.01	TYPE I BEDDING MATERIAL	T	100.00	\$29.00	\$2,900.00	\$28.00	\$2,800.00	\$38.78	\$3,878.00	\$23.45	\$2,345.00	\$20.21	\$2,021.00	\$29.00	\$2,900.00
37	D10.01	TYPE II FOUNDATION MATERIAL	T	100.00	\$28.00	\$2,800.00	\$28.00	\$2,800.00	\$37.29	\$3,729.00	\$21.10	\$2,110.00	\$25.83	\$2,583.00	\$29.00	\$2,900.00
38	D10.02	TYPE III FOUNDATION MATERIAL	T	100.00	\$29.00	\$2,900.00	\$28.00	\$2,800.00	\$40.27	\$4,027.00	\$24.50	\$2,450.00	\$32.16	\$3,216.00	\$30.00	\$3,000.00
39	E02.02	8" PVC SEWER MAIN (6'-8')	LF	48.00	\$56.00	\$2,688.00	\$37.50	\$1,800.00	\$35.14	\$1,686.72	\$85.25	\$4,092.00	\$63.05	\$3,026.40	\$63.50	\$3,048.00
40	E02.03	8" PVC SEWER MAIN (8'-10')	LF	711.00	\$58.00	\$41,238.00	\$44.00	\$31,284.00	\$44.96	\$31,966.56	\$86.25	\$61,323.75	\$63.73	\$45,312.03	\$68.00	\$48,348.00
41	E02.04	8" PVC SEWER MAIN (10'-12')	LF	267.00	\$61.00	\$16,287.00	\$55.00	\$14,685.00	\$56.58	\$15,106.86	\$88.25	\$23,582.75	\$66.48	\$17,750.16	\$74.00	\$19,758.00
42	E02.05	8" PVC SEWER MAIN (12'-14')	LF	103.00	\$69.00	\$7,107.00	\$90.00	\$8,240.00	\$69.53	\$7,161.59	\$89.25	\$9,192.75	\$69.22	\$7,129.66	\$80.00	\$8,240.00
43	E14.01	4" PVC SANITARY SEWER LINE	LF	534.00	\$45.00	\$24,030.00	\$26.00	\$13,884.00	\$64.56	\$34,475.04	\$54.80	\$29,283.20	\$41.75	\$22,294.50	\$43.00	\$22,962.00
44	E15.01	STANDARD MANHOLE (48")	EA	6.00	\$4,600.00	\$27,600.00	\$4,300.00	\$25,800.00	\$3,539.90	\$21,239.40	\$5,970.00	\$35,820.00	\$5,345.97	\$32,075.82	\$5,500.00	\$33,000.00
45	E18.01	DROP MANHOLE (48")	EA	1.00	\$5,075.00	\$5,075.00	\$5,800.00	\$5,800.00	\$6,317.91	\$6,317.91	\$6,900.00	\$6,900.00	\$5,901.59	\$5,901.59	\$5,775.00	\$5,775.00
46	E19.01	EXTRA MANHOLE DEPTH (48")	VFT	25.50	\$342.00	\$8,721.00	\$300.00	\$7,650.00	\$153.36	\$3,910.68	\$305.00	\$7,777.50	\$312.34	\$7,964.67	\$500.00	\$12,750.00
47	E21.01	4" PVC SANITARY SEWER CLEANOUT	EA	14.00	\$275.00	\$3,850.00	\$115.00	\$1,610.00	\$113.34	\$1,586.76	\$420.00	\$5,880.00	\$283.64	\$3,970.96	\$350.00	\$4,900.00
48	E24.04	RECONNECT SANITARY SEWER SERVICE	EA	15.00	\$265.00	\$3,975.00	\$500.00	\$7,500.00	\$331.24	\$4,968.60	\$220.00	\$3,300.00	\$247.32	\$3,709.80	\$350.00	\$5,250.00
49	E24.02	CONNECT TO EXISTING SANITARY SEWER MAIN	EA	2.00	\$900.00	\$1,800.00	\$500.00	\$1,000.00	\$331.27	\$662.54	\$1,500.00	\$3,000.00	\$924.83	\$1,849.66	\$1,750.00	\$3,500.00


50	E24.07	CONNECT TO EXISTING SEWER MANHOLE	EA	1.00	\$1,250.00	\$1,250.00	\$1,800.00	\$1,800.00	\$3,312.41	\$3,312.41	\$3,500.00	\$3,500.00	\$430.08	\$430.08	\$2,000.00	\$2,000.00
51	E27.02	REPAIR MANHOLE	EA	1.00	\$1,800.00	\$1,800.00	\$3,500.00	\$3,500.00	\$2,243.00	\$2,243.00	\$5,000.00	\$5,000.00	\$776.55	\$776.55	\$1,000.00	\$1,000.00
52	E28.01	BYPASS PUMPING	LS	1.00	\$15,000.00	\$15,000.00	\$30,000.00	\$30,000.00	\$17,826.10	\$17,826.10	\$11,900.00	\$11,900.00	\$11,793.00	\$11,793.00	\$5,000.00	\$5,000.00
53	E29.01	8" CAP	EA	1.00	\$320.00	\$320.00	\$80.00	\$80.00	\$98.14	\$98.14	\$375.00	\$375.00	\$208.79	\$208.79	\$90.00	\$90.00
54	F01.01	6" PVC WATER MAIN, C-900, CLASS 150	LF	30.00	\$62.00	\$1,860.00	\$38.00	\$1,140.00	\$36.75	\$1,102.50	\$60.00	\$1,800.00	\$63.51	\$1,905.30	\$67.00	\$2,010.00
55	F01.09	10" PVC WATER MAIN, C-900, CLASS 150	LF	1,257.00	\$67.00	\$84,219.00	\$50.00	\$62,850.00	\$51.74	\$65,037.18	\$89.25	\$87,047.25	\$82.78	\$104,054.46	\$81.00	\$101,817.00
56	F06.13	10" 11.25 DEGREE BEND	EA	3.00	\$845.00	\$2,535.00	\$550.00	\$1,650.00	\$723.90	\$2,171.70	\$760.00	\$2,280.00	\$689.20	\$2,067.60	\$950.00	\$2,850.00
57	F06.15	10" 45 DEGREE BEND	EA	14.00	\$876.00	\$12,264.00	\$550.00	\$7,700.00	\$729.80	\$10,217.20	\$760.00	\$10,640.00	\$686.13	\$9,745.82	\$980.00	\$13,720.00
58	F07.07	10" X 10" CROSS	EA	1.00	\$1,375.00	\$1,375.00	\$1,050.00	\$1,050.00	\$1,324.46	\$1,324.46	\$1,200.00	\$1,200.00	\$1,139.32	\$1,139.32	\$1,700.00	\$1,700.00
59	F10.04	10" HIGH DEFLECTION COUPLING	EA	2.00	\$875.00	\$1,750.00	\$450.00	\$900.00	\$732.32	\$1,464.64	\$650.00	\$1,300.00	\$784.33	\$1,568.66	\$825.00	\$1,650.00
60	F12.05	10" X 6" REDUCER	EA	2.00	\$850.00	\$1,700.00	\$350.00	\$700.00	\$617.83	\$1,235.66	\$590.00	\$1,180.00	\$564.86	\$1,129.72	\$830.00	\$1,660.00
61	F13.08	10" X 10" X 6" TEE	EA	3.00	\$1,170.00	\$3,510.00	\$750.00	\$2,250.00	\$830.58	\$2,491.74	\$940.00	\$2,820.00	\$673.51	\$2,620.53	\$1,050.00	\$3,150.00
62	F13.10	10" X 10" X 10" TEE	EA	1.00	\$1,350.00	\$1,350.00	\$875.00	\$875.00	\$958.34	\$958.34	\$1,100.00	\$1,100.00	\$890.59	\$890.59	\$1,425.00	\$1,425.00
63	F15.04	10" GATE VALVE AND BOX	EA	8.00	\$3,000.00	\$24,000.00	\$2,375.00	\$19,000.00	\$2,213.62	\$17,708.96	\$3,650.00	\$30,600.00	\$2,743.94	\$21,951.52	\$3,000.00	\$24,000.00
64	F17.01	STANDARD FIRE HYDRANT, AUX VALVE, AND BOX	EA	3.00	\$5,700.00	\$17,100.00	\$5,000.00	\$15,000.00	\$5,366.21	\$16,098.63	\$5,900.00	\$17,400.00	\$5,538.31	\$16,814.93	\$7,350.00	\$22,050.00
65	F20.01	1" COPPER SERVICE LINE	LF	430.00	\$41.00	\$17,630.00	\$30.00	\$12,900.00	\$52.62	\$22,626.60	\$64.80	\$27,864.00	\$42.95	\$18,468.50	\$60.00	\$34,400.00
66	F23.01	1" TAPPING SADDLE	EA	13.00	\$260.00	\$3,380.00	\$600.00	\$7,800.00	\$360.34	\$4,684.42	\$350.00	\$4,550.00	\$441.80	\$5,743.40	\$160.00	\$2,080.00
67	F24.01	1" CURB STOP AND BOX	EA	12.00	\$475.00	\$5,700.00	\$375.00	\$4,500.00	\$432.62	\$5,191.44	\$575.00	\$6,900.00	\$412.92	\$4,955.04	\$295.00	\$3,540.00
68	F26.01	CONNECT TO EXISTING WATER MAIN	EA	5.00	\$1,900.00	\$9,500.00	\$500.00	\$2,500.00	\$572.96	\$2,864.80	\$2,500.00	\$12,500.00	\$1,254.32	\$6,271.60	\$3,000.00	\$15,000.00
69	F26.03	RECONNECT WATER SERVICE	EA	11.00	\$360.00	\$3,960.00	\$450.00	\$4,950.00	\$174.44	\$1,918.84	\$125.00	\$1,375.00	\$247.05	\$2,717.55	\$600.00	\$6,600.00
70	F34.02	CATHODIC PROTECTION TEST STATION	EA	2.00	\$450.00	\$900.00	\$700.00	\$1,400.00	\$296.48	\$592.96	\$550.00	\$1,100.00	\$350.62	\$701.24	\$350.00	\$700.00
71	F34.03	TRACER WIRE ACCESS BOX	EA	8.00	\$195.00	\$1,560.00	\$120.00	\$960.00	\$191.76	\$1,534.08	\$350.00	\$2,800.00	\$201.98	\$1,615.84	\$80.00	\$640.00
72	G01.06	18" RCP, CLASS III	LF	84.00	\$68.50	\$5,754.00	\$60.00	\$5,040.00	\$65.66	\$5,515.44	\$59.75	\$5,019.00	\$74.54	\$6,261.36	\$110.00	\$9,240.00
73	G01.07.01	21" RCP, CLASS III	LF	0.00	\$75.00	\$0.00	\$0.00	\$0.00	\$0.00	\$0.00	\$0.00	\$0.00	\$0.00	\$0.00	\$0.00	\$0.00
74	G01.11	30" RCP, CLASS III	LF	692.00	\$89.00	\$61,588.00	\$88.00	\$60,896.00	\$97.36	\$67,373.12	\$82.25	\$56,917.00	\$102.02	\$70,597.84	\$118.00	\$81,656.00
75	G02.06	18" RCP, CLASS III, O-RING GASKETED	LF	378.00	\$80.00	\$30,240.00	\$70.00	\$26,460.00	\$66.78	\$25,242.84	\$59.75	\$22,585.50	\$82.56	\$31,207.68	\$90.00	\$34,020.00
76	G02.10	30" RCP, CLASS III, O-RING GASKETED	LF	82.00	\$94.00	\$7,708.00	\$100.00	\$8,200.00	\$113.20	\$9,282.40	\$82.75	\$6,785.50	\$102.16	\$8,377.12	\$117.00	\$9,594.00
77	G06.03	18" RCP, FLARED END SECTION	EA	2.00	\$925.00	\$1,850.00	\$900.00	\$1,800.00	\$1,057.04	\$2,114.08	\$925.00	\$1,850.00	\$1,018.61	\$2,037.22	\$1,600.00	\$3,600.00

78	G12.11.01	21" RCP, 30 DEGREE BEND	EA	0.00	\$1,250.00	\$0.00	\$900.00	\$0.00	\$0.00	\$0.00	\$1,200.00	\$0.00	\$0.00	\$0.00	\$0.00	\$0.00
79	G31.01	TYPE "B" INLET	EA	1.00	\$3,175.00	\$3,175.00	\$4,100.00	\$4,100.00	\$4,017.99	\$4,017.99	\$4,700.00	\$4,700.00	\$3,688.29	\$3,688.29	\$2,570.00	\$2,570.00
80	G31.01.01	SPECIAL TYPE "B" INLET, 3' X 4'	EA	1.00	\$4,285.00	\$4,285.00	\$5,000.00	\$5,000.00	\$4,327.82	\$4,327.82	\$5,400.00	\$5,400.00	\$4,224.21	\$4,224.21	\$6,470.00	\$6,470.00
81	G31.02.02	SPECIAL TYPE "B" INLET, 4' X 4'	EA	8.00	\$5,200.00	\$41,600.00	\$5,300.00	\$42,400.00	\$4,637.65	\$37,101.20	\$7,000.00	\$56,000.00	\$6,099.95	\$48,799.60	\$8,245.00	\$65,980.00
82	G38.02	CONNECT TO EXISTING STORM SEWER MAIN	EA	2.00	\$975.00	\$1,950.00	\$825.00	\$1,650.00	\$1,322.60	\$2,645.60	\$1,700.00	\$3,400.00	\$354.51	\$709.02	\$830.00	\$1,660.00
83	G38.02	CONNECT TO EXISTING STORM SEWER INLET	EA	1.00	\$1,175.00	\$1,175.00	\$1,375.00	\$1,375.00	\$1,322.65	\$1,322.65	\$2,500.00	\$2,500.00	\$354.51	\$354.51	\$700.00	\$700.00
84	H01.02	EROSION AND SEDIMENT CONTROL	LS	1.00	\$10,600.00	\$10,600.00	\$8,075.00	\$8,075.00	\$3,478.00	\$3,478.00	\$9,800.00	\$9,800.00	\$669.90	\$669.90	\$1,500.00	\$1,500.00
85	H09.03	GRAVEL FILTER SOCKS	LF	185.00	\$7.50	\$1,387.50	\$6.00	\$1,110.00	\$8.38	\$1,180.30	\$6.00	\$1,110.00	\$3.69	\$682.65	\$8.50	\$1,202.50
86	H10.03	TURF REINFORCEMENT MAT, TYPE II	SY	285.00	\$8.75	\$1,923.75	\$6.50	\$1,852.50	\$11.19	\$3,189.15	\$7.25	\$2,086.25	\$8.37	\$2,385.45	\$11.00	\$3,135.00
87	H13.01	VEHICLE TRACKING CONTROL	EA	7.00	\$1,326.00	\$9,282.00	\$1,500.00	\$10,500.00	\$2,188.43	\$15,319.01	\$1,500.00	\$10,500.00	\$1,119.82	\$7,838.74	\$1,000.00	\$7,000.00
88	H16.03	EROSION CONTROL, PERIMETER CONTROL	LF	706.00	\$3.85	\$2,718.10	\$4.50	\$3,177.00	\$4.35	\$3,071.10	\$7.00	\$4,942.00	\$4.69	\$3,311.14	\$4.50	\$3,177.00
89	H16.01	INLET PROTECTION	EA	10.00	\$160.00	\$1,600.00	\$150.00	\$1,500.00	\$278.24	\$2,782.40	\$175.00	\$1,750.00	\$127.29	\$1,272.90	\$275.00	\$2,750.00
90	H17.02	SWEEPING	HR	100.00	\$120.00	\$12,000.00	\$175.00	\$17,500.00	\$173.89	\$17,389.00	\$30.00	\$3,000.00	\$121.55	\$12,155.00	\$110.00	\$11,000.00
91	I01.02	AGGREGATE BASE COURSE MATERIAL (1")	T	2,524.80	\$29.25	\$71,325.60	\$26.50	\$66,907.20	\$28.12	\$65,947.76	\$21.00	\$53,020.80	\$23.68	\$59,787.26	\$30.00	\$75,744.00
92	I02.02	GRAVEL SURFACING, PERMANENT	T	29.20	\$26.00	\$759.20	\$28.00	\$817.60	\$32.84	\$953.09	\$21.00	\$613.20	\$23.68	\$691.46	\$35.00	\$1,022.00
93	I02.03	GRAVEL SURFACING, TEMPORARY	T	1,000.00	\$26.50	\$26,500.00	\$28.00	\$28,000.00	\$32.85	\$32,650.00	\$30.00	\$30,000.00	\$23.68	\$23,880.00	\$33.00	\$33,000.00
94	I03.03	GEOGRID	SY	100.00	\$3.90	\$390.00	\$7.00	\$700.00	\$5.43	\$543.00	\$3.25	\$325.00	\$4.10	\$410.00	\$10.00	\$1,000.00
95	I04.03	AC PAVEMENT, CLASS G, TYPE 1, PG 64-28	T	1,026.20	\$110.00	\$112,882.00	\$96.00	\$98,515.20	\$98.25	\$100,824.15	\$97.00	\$99,541.40	\$113.55	\$116,525.01	\$102.00	\$104,672.40
96	I14.03	PCC APPROACH PAVEMENT, 6" REINFORCED	SY	28.00	\$106.00	\$2,968.00	\$140.00	\$3,920.00	\$169.34	\$4,741.52	\$85.25	\$2,387.00	\$88.82	\$2,430.96	\$105.00	\$2,940.00
97	I15.03	PCC DRIVEWAY PAVEMENT, 6" REINFORCED	SY	52.00	\$106.00	\$5,512.00	\$135.00	\$7,020.00	\$136.87	\$7,117.24	\$85.25	\$4,433.00	\$88.82	\$4,514.84	\$104.00	\$5,408.00
98	I17.01	PCC APPROACH PAVEMENT, 6" NON-REINFORCED	SY	148.00	\$86.00	\$12,728.00	\$77.00	\$11,396.00	\$73.71	\$10,909.08	\$75.00	\$11,100.00	\$82.56	\$12,218.88	\$91.00	\$13,468.00
99	I18.03	PCC DRIVEWAY PAVEMENT, 4" NON-REINFORCED	SY	196.00	\$75.00	\$14,700.00	\$64.00	\$12,544.00	\$69.94	\$13,708.24	\$66.00	\$12,936.00	\$69.86	\$13,682.56	\$82.00	\$16,072.00
100	I19.01	CONCRETE CURB AND GUTTER, TYPE B	LF	1,494.80	\$28.50	\$42,601.80	\$29.00	\$43,349.20	\$24.61	\$36,787.03	\$21.00	\$31,390.80	\$24.60	\$36,772.08	\$25.00	\$37,370.00
101	I20.01	CONCRETE CURB AND GUTTER, TYPE BL	LF	336.30	\$27.50	\$9,248.25	\$34.00	\$11,434.20	\$24.61	\$8,276.34	\$21.00	\$7,062.30	\$24.60	\$8,272.96	\$25.00	\$8,407.50
102	I20.01.01	SPECIAL CONCRETE CURB AND GUTTER, TYPE BL	LF	248.70	\$29.50	\$7,336.65	\$32.00	\$7,958.40	\$29.72	\$7,391.36	\$24.00	\$5,968.80	\$28.34	\$6,550.76	\$28.00	\$6,963.60
103	I21.01	CONCRETE "P6" GUTTER	LF	250.00	\$27.00	\$6,750.00	\$40.00	\$10,000.00	\$20.89	\$5,222.50	\$21.00	\$5,250.00	\$28.34	\$6,585.00	\$25.00	\$6,250.00
104	I24.01	CONCRETE FILLET AND PAN, 6" REINFORCED	SY	204.00	\$107.00	\$21,828.00	\$110.00	\$22,440.00	\$94.80	\$19,296.40	\$121.00	\$24,684.00	\$102.18	\$20,844.72	\$130.00	\$26,520.00
105	I26.01	RAISED MEDIAN TYPE PAVEMENT, VARIABLE THICKNESS	SY	79.00	\$75.00	\$5,925.00	\$100.00	\$7,900.00	\$125.15	\$9,886.85	\$80.00	\$6,320.00	\$85.21	\$7,521.59	\$118.00	\$9,322.00

106	I33.01	CONCRETE SIDEWALK, 4" NON-REINFORCED	SF	4,968.00	\$7.25	\$36,018.00	\$7.50	\$37,260.00	\$6.51	\$42,277.68	\$7.10	\$35,272.80	\$6.54	\$32,490.72	\$8.30	\$41,234.40
107	I38.01	DETECTABLE WARNING PANEL	SF	72.00	\$43.00	\$3,096.00	\$21.00	\$1,512.00	\$67.19	\$4,837.68	\$43.25	\$3,114.00	\$41.36	\$2,977.92	\$45.00	\$3,240.00
108	I39.01	CONCRETE TYPE C RETAINING WALL	LF	120.10	\$100.00	\$12,010.00	\$125.00	\$15,012.50	\$211.65	\$25,419.17	\$125.00	\$15,012.50	\$124.14	\$14,909.21	\$185.00	\$22,218.50
109	I39.03	KEystone BLOCK RETAINING WALL	SF	372.00	\$60.00	\$22,320.00	\$35.00	\$13,020.00	\$39.42	\$14,664.24	\$45.15	\$16,795.80	\$46.76	\$17,394.72	\$67.50	\$25,110.00
110	I39.05	ALUMINUM STEEL TUBE RAIL, HANDRAIL	LF	88.00	\$148.00	\$13,024.00	\$40.00	\$3,520.00	\$46.37	\$4,080.56	\$120.00	\$10,560.00	\$93.79	\$8,253.52	\$55.00	\$4,840.00
111	J11.01	WOOD FENCE	LF	81.00	\$35.00	\$2,835.00	\$20.00	\$1,620.00	\$23.19	\$1,878.39	\$28.00	\$2,268.00	\$33.50	\$2,713.50	\$50.00	\$4,050.00
112	J20.01	DECIDUOUS TREE (1"-2")	EA	1.00	\$600.00	\$600.00	\$325.00	\$325.00	\$550.68	\$550.68	\$315.00	\$315.00	\$401.94	\$401.94	\$550.00	\$550.00
113	L01.05	PAVEMENT MARKING 24" WHITE (PAINT)	LF	38.00	\$4.00	\$152.00	\$1.20	\$45.60	\$4.64	\$176.32	\$4.55	\$172.90	\$5.36	\$203.68	\$5.00	\$190.00
114	L05.01.01	REGULATORY SIGN	EA	3.00	\$185.00	\$555.00	\$350.00	\$1,050.00	\$266.65	\$799.95	\$265.00	\$795.00	\$308.16	\$924.48	\$285.00	\$855.00
115	L05.01.02	STREET SIGN, D3 (STREET NAME)	EA	4.00	\$80.00	\$320.00	\$500.00	\$2,000.00	\$97.38	\$389.52	\$95.50	\$382.00	\$112.54	\$450.16	\$100.00	\$400.00
116	L06.01	TRAFFIC CONTROL, MISCELLANEOUS	LS	1.00	\$14,200.00	\$14,200.00	\$8,500.00	\$8,500.00	\$1,217.31	\$1,217.31	\$1,200.00	\$1,200.00	\$12,548.65	\$12,548.65	\$1,325.00	\$1,325.00
117	L06.03	FLAGGING	HR	100.00	\$32.00	\$3,200.00	\$35.00	\$3,500.00	\$29.75	\$2,975.00	\$25.00	\$2,500.00	\$23.87	\$2,387.00	\$29.50	\$2,950.00
118	L07.01	TRAFFIC CONTROL	UNIT	1,645.00	\$6.50	\$10,692.50	\$2.65	\$4,359.25	\$3.77	\$6,201.65	\$4.75	\$7,813.75	\$4.35	\$7,155.75	\$4.00	\$6,580.00
119		24" RCP, CLASS III PIPE, WITH FIELD COLLAR	LF	10.00	\$120.00	\$1,200.00	\$0.00	\$0.00	\$246.62	\$2,466.20	\$158.00	\$1,580.00	\$116.10	\$1,161.00	\$240.00	\$2,400.00
TOTAL						\$1,410,000.00		\$1,292,647.15		\$1,326,503.17		\$1,425,197.95		\$1,445,050.06		\$1,595,970.80


CONSULTANT

I certify that, to the best of my knowledge, this is a true tabulation of bids received for this project.

 11/15/2018
 Michael Towey, PE Date
 KTM, Inc.

CITY OF RAPID CITY

Reviewed by:

 11/14/2018
 Sara Odden, PE Date